Industrial Motor Product Handbook

Foshan Lu'an Jianghuai Motor Co., Ltd.

English guide with bilingual technical data

CAST IRON / APPLICATION-SPECIFIC / ALUMINUM FRAME / PERMANENT MAGNET

28 series · Technical data · Mounting dimensions · Selection guide

About Jianghuai Motor

Founded in 1969, Foshan Lu'an Jianghuai Motor Co., Ltd. develops and manufactures industrial motors and related products. Our portfolio includes standard motors, application-specific motors and permanent magnet drives.

From general-purpose equipment to compressors, cooling towers, lifting equipment and metallurgy, our motor ranges support selection for different operating conditions.

Contact us

Zhang Minhao, Manager
+86 13809819827
+86 18927277769

Product index / 1

YE3	Standard motors	14
YE4	High-efficiency motors	19
YE5	Super-high-efficiency motors	23
YVF2	Variable-frequency motors	27
YBX3	High-efficiency flameproof motors	30
YBX4	High-efficiency flameproof motors	33
YBX5	High-efficiency flameproof motors	36
YBBP	Variable-frequency explosion-proof motors	39
YFB3	Dust explosion-proof motors	41
Y / IP23	IP23 open drip-proof motors	43
Y2EJ	Electromagnetic brake motors	47
YL	Dual-capacitor single-phase motors	49
Y3	High-power low-voltage motors	51
YVF3	High-power variable-frequency motors	55

Product index / 2

YE3	Compressor motors	57
YE3	High-temperature smoke extraction motors	59
YE3	Cooling tower motors	61
YE3	Gear reducer motors	63
YZR	Crane motors	66
YGP	Metallurgical motors	70
YE3	Aluminum frame motors	75
YSF	Square aluminum frame gear reducer motors	77
ME3F	Aluminum frame ram pump motors	79
TYP	Variable-speed permanent magnet synchronous motors	81
TYP	High-power variable-speed permanent magnet synchronous motors	86
ST	Permanent magnet synchronous servo motors	89
TYPKS	Water-cooled permanent magnet synchronous motors	93
TYPZ	Low-speed high-torque direct-drive permanent magnet motors	96

Selection & document guide

Selecting a motor

Select the series for the application, then confirm power, voltage, frequency, poles, protection degree, cooling method and mounting arrangement. Overview values describe a series range; consult the technical tables for each individual model.

Reading tables and drawings

The technical sheets retain all model codes, numerical values, units and bilingual column headings. Drawing letters correspond to dimension-table columns. Confirm shaft extension, flange, feet and terminal-box position when ordering.

Standards and test conditions

Standard identifiers and their edition years are part of the technical references for efficiency, mounting and protection. Values from different test methods or conditions are not directly comparable. Table design values are for selection reference; confirm project requirements with the manufacturer.

Technical table terminology

型号	Type / Model
功率	Power
额定电流	Rated current
额定转速	Rated speed
效率	Efficiency
功率因数	Power factor
堵转转矩	Locked-rotor torque
最大转矩	Breakdown torque
外形及安装尺寸	External & mounting dimensions

Ordering & application notes

Order information

Specify the model, poles, rated power, voltage, frequency, protection degree, cooling method, mounting arrangement, terminal-box/lead arrangement, ambient temperature, altitude and direction of rotation. For explosion-proof motors, also specify the explosion-protection classification and cable-entry arrangement. Agree special requirements in the technical specification.

Insulation and thermal protection

The handbook specifies class F or H insulation with temperature rise assessed to class B, and vacuum pressure impregnation of stators. PTC or PT100 temperature protection may be selected. Anti-condensation heaters may be specified for humid conditions or extended periods out of service.

Bearings and lubrication

For standard series, frame sizes H63-H160 use sealed bearings; H180 and larger use regreasable bearings. Unless otherwise specified, use ZL-3 lithium-based grease. Reference intervals are 2,000 hours for 2-pole motors and 3,000 hours for 4-pole and higher-pole motors. Halve the interval for each 10°C rise in ambient temperature.

Environment and inverter operation

For altitudes above 1,000 m or ambient temperatures above 40°C, inform the manufacturer before ordering and confirm the required rating or special design. Inverter output harmonics may increase motor temperature rise and current; allow suitable margin when selecting the motor and inverter. Specify actual load inertia if it differs from the table.

Service & warranty information

Sales and after-sales service

Sales and after-sales support are provided through company offices and partners. Contact the company before selection or ordering to confirm product requirements and service arrangements.

Warranty terms

The handbook states that warranty coverage applies to the product itself for 12 months from the date on the product nameplate. Paid service is available throughout the product life cycle.

Liability provisions

The handbook states that the company does not accept liability resulting from use contrary to the instructions, or compensation for losses caused by product failure, including consequential and secondary losses.

About the technical sheets

This handbook is organized by series. Each localized overview is followed by the complete bilingual model tables, dimensions and original illustrations. Model codes, numerical values, standard identifiers and technical-document dates are retained as supplied.

六安江淮电机低压电机产品综述
Overview of Lu'an Jianghuai low voltage motor

一、低压电动机的基本知识 Basic knowledge for low voltage motor

1-1 电动机能效 Motor efficiency standards

全世界大约2/3的工业用电被大量的电动机所消耗，通过增加电动机的效率，可实现巨大的能源节约。这就促使各国政府陆续出台MEPS（最低能源性能标准），设置电动机的强制性最低效率水平。

出于对电动机能效的认定，大家逐渐形成了相对统一的效率判别标准和测试方法，以IEC或NEMA为主。这使得选择合适的电机节能减排变的更加容易。

Motors now consume for about 2/3 of all industry electricity, by increasing motors efficiency, it would be possible to realize huge savings in energy. So more and more governments introduce MEPS (Minimum Energy Performance Standards), setting mandatory minimum efficiency levels for motors.

In order to identify motors' efficiency, we gradually formed a relatively uniform efficiency criteria and testing methods, mostly based on IEC and NEMA. It makes easier to choose right motors to save energy and reduce emissions.

MEPS:

国家 Country	USA	Canada	Mexico	Brazil	Australia	Turkey
电压 Voltage	≤600V	≤600V	≤600V	≤1000V	≤1100V	≤1000V
时间 Time	2016	2016	2016	2017	2019	2021
标准 Standard	IE3	IE3	IE3	IE3	IE3	IE3
极数 Poles	2,4,6,8	2,4,6,8	2,4,6,8	2,4,6,8	2,4,6,8	2,4,6,8
范围 Range	1~500HP	1~500HP	1~500HP	0.12~370kW	0.73~185kW	0.75~1000kW

国家 Country	EU	Switzerland	Saudi Arabia	South Korea	Japan	China
电压 Voltage	≤1000V	≤1000V	≤1000V	≤600V	≤1000V	≤1000V
时间 Time	2021	2021	2019	2018	2015	2021
标准 Standard	IE3	IE3	IE3	IE3	IE3	IE3
极数 Poles	2,4,6,8	2,4,6,8	2,4,6,8	2,4,6,8	2,4,6	2,4,6,8
范围 Range	0.75~1000kW	0.75~1000kW	0.75~375kW	0.75~375kW	0.75~375kW	0.12~1000kW

超高效电动机的根本优势在于，尤其对于长时间满负荷运行的场合，用户可以节约大量的能源成本。

High efficiency motor can save huge energy costs for customers, especially at full load operation.

规格型号 Type	IEC	GB	效率(%) Eff	耗电量(kWh) Power consumption	年节电量(kWh) Energy saving
YE2-160L-4	IE2		90.6	145033	0
YE3-160L-4	IE3	3 级能效	92.1	142671	2362
YE4-160L-4	IE4	2 级能效	93.9	139936	5097
YE5-160L-4	IE5	1 级能效	95.1	138170	6862

欧盟在2014年出台了最新的能效规定IEC60034-30-1:2014，进一步拓宽了对能效标准的适用范围:

额定频率：50Hz或60Hz
电机极数：2、4、6、8
额定功率：0.12-1000kW
额定电压：50-1000V
环境温度：-20℃- +60℃
海拔高度：4000m以内

EU MEPS broaden the application of energy efficiency standards with new energy efficiency regulations IEC60034-30-1:2014:

Rated frequency: 50Hz or 60Hz
Poles: 2,4,6,8
Rated output: 0.12-1000kW
Rated voltage: 50-1000V
Ambient temperature: -20℃- +60℃
Altitude: up to 4000 m

IEC 标准定义的 50Hz 效率限定值 Minimum efficiency values under 50Hz defined in IEC/EN 60034-30-1

Output	IE3 efficiency				IE4 high efficiency				IE5 premium efficiency			
kW	2 pole	4 pole	6 pole	8 pole	2 pole	4 pole	6 pole	8 pole	2 pole	4 pole	6 pole	8 pole
0.12	60.8	64.8	57.7	50.7	66.5	69.8	64.9	62.3	71.4	74.3	69.8	67.4
0.18	65.9	69.9	63.9	58.7	70.8	74.7	70.1	67.2	75.2	78.7	74.6	71.9
0.20	67.2	71.1	65.4	60.6	71.9	75.8	71.4	68.4	76.2	79.6	75.7	73.0
0.25	69.7	73.5	68.6	64.1	74.3	77.9	74.1	70.8	78.3	81.5	78.1	75.2
0.37	73.8	77.3	73.5	69.3	78.1	81.1	78.0	74.3	81.7	84.3	81.6	78.4
0.40	74.6	78.0	74.4	70.1	78.9	81.7	78.7	74.9	82.3	84.8	82.2	78.9
0.55	77.8	80.8	77.2	73.0	81.5	83.9	80.9	77.0	84.6	86.7	84.2	80.6
0.75	80.7	82.5	78.9	75.0	83.5	85.7	82.7	78.4	86.3	88.2	85.7	82.0
1.1	82.7	84.1	81.0	77.7	85.2	87.2	84.5	80.8	87.8	89.5	87.2	84.0
1.5	84.2	85.3	82.5	79.7	86.5	88.2	85.9	82.6	88.9	90.4	88.4	85.5
2.2	85.9	86.7	84.3	81.9	88.0	89.5	87.4	84.5	90.2	91.4	89.7	87.2
3	87.1	87.7	85.6	83.5	89.1	90.4	88.6	85.9	91.1	92.1	90.6	88.4
4	88.1	88.6	86.8	84.8	90.0	91.1	89.5	87.1	91.8	92.8	91.4	89.4
5.5	89.2	89.6	88.0	86.2	90.9	91.9	90.5	88.3	92.6	93.4	92.2	90.4
7.5	90.1	90.4	89.1	87.3	91.7	92.6	91.3	89.3	93.3	94.0	92.9	91.3
11	91.2	91.4	90.3	88.6	92.6	93.3	92.3	90.4	94.0	94.6	93.7	92.2
15	91.9	92.1	91.2	89.6	93.3	93.9	92.9	91.2	94.5	95.1	94.3	92.9
18.5	92.4	92.6	91.7	90.1	93.7	94.2	93.4	91.7	94.9	95.3	94.6	93.3
22	92.7	93.0	92.2	90.6	94.0	94.5	93.7	92.1	95.1	95.5	94.9	93.6
30	93.3	93.6	92.9	91.3	94.5	94.9	94.2	92.7	95.5	95.9	95.3	94.1
37	93.7	93.9	93.3	91.8	94.8	95.2	94.5	93.1	95.8	96.1	95.6	94.4
45	94.0	94.2	93.7	92.2	95.0	95.4	94.8	93.4	96.0	96.3	95.8	94.7
55	94.3	94.6	94.1	92.5	95.3	95.7	95.1	93.7	96.2	96.5	96.0	94.9
75	94.7	95.0	94.6	93.1	95.6	96.0	95.4	94.2	96.5	96.7	96.3	9.3
90	95.0	95.2	94.9	93.4	95.8	96.1	95.6	94.4	96.6	96.9	96.5	95.5
110	95.2	95.4	95.1	93.7	96.0	96.3	95.8	94.7	96.8	97.0	96.6	95.7
132	95.4	95.6	95.4	94.0	96.2	96.4	96.0	94.9	96.9	97.1	96.8	95.9
160	95.6	95.8	95.6	94.3	96.3	96.6	96.2	95.1	97.0	97.2	96.9	96.1
200	95.8	96.0	95.8	94.6	96.5	96.7	96.3	95.4	97.2	97.4	97.0	96.3
250	95.8	96.0	95.8	94.6	96.5	96.7	96.5	95.4	97.2	97.4	97.0	96.3
315-1000	95.8	96.0	95.8	94.6	96.5	96.7	96.6	95.4	97.2	97.4	97.0	96.3

※测试方法基于IEC60034-2-1中规定B法，损耗值为实测，不同的测试方法取得的效率值不具有可比性
※based on test methods specified in IEC 60034-2-1

1-2 《GB755-2008 旋转电机定额和性能》（IEC60034-1:2004）

《GB755-2008 Rotating electrical machines-Rating and performance》（IEC60034-1:2004）

电动机的一般使用条件 Conditions of operation：

海拔高度 Altitude：≤1000m；环境温度 Temperature：-15℃~40℃；工作制 Duty：continuous S1

中小型三相异步电动机的性能容差范围 Electrical performance tolerance

电气参数	Electrical performance	容差 Tolerance
效率（η）	Efficiency	≤150kW：-15%*（1-η）；＞150kW：-10%*（1-η）
功率因数（cosφ）	Power factor	-1/6(1-cosφ),最小绝对值(min)为 0.02
转差率	Slip ratio	±20%
堵转转矩倍数	Locked rotor torque	-15%
最小转矩倍数	Pull-up torque	-15%
最大转矩倍数	Breakdown torque	-10%
堵转电流倍数	Locked rotor current	20%
转动惯量	Moment of inertia	±10%

中小型三相异步电动机的温升限额 Temperature limit

绝缘等级 Insulation class	最高使用温度 Highest temperature	最大温升 Limit of temperature rise
B	130℃	80K
F	155℃	105K
H	180℃	125K

1-3 《GB/T 997-2008 旋转电机的结构型式、安装型式及接线盒位置的分类》（IEC60034-7:2001）

《GB/T 997-2008 Rotating electrical machine – Classification of types of construction, mounting arrangements and terminal box position》（IEC60034-7:2001）

机座带底脚，端盖无法兰 With feet, without flange on the end-shield

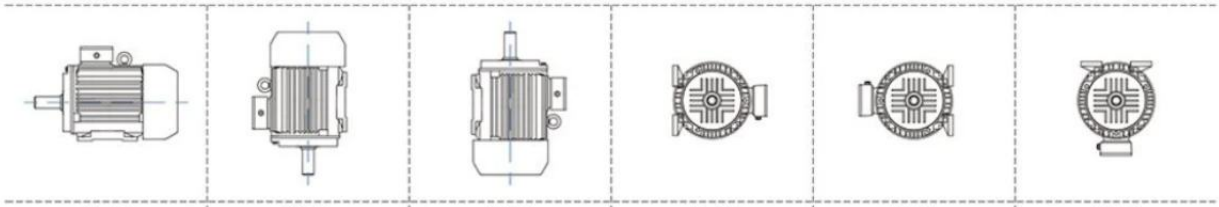

IM B3	IM V5	IM V6	IM B6	IM B7	IM B8
IM 1001	IM 1011	IM 1031	IM 1051	IM 1061	IM 1071

机座不带底脚，端盖有法兰 Without feet,flange on the end-shield　　机座带底脚，端盖有法兰 With feet,flange on the end-shield

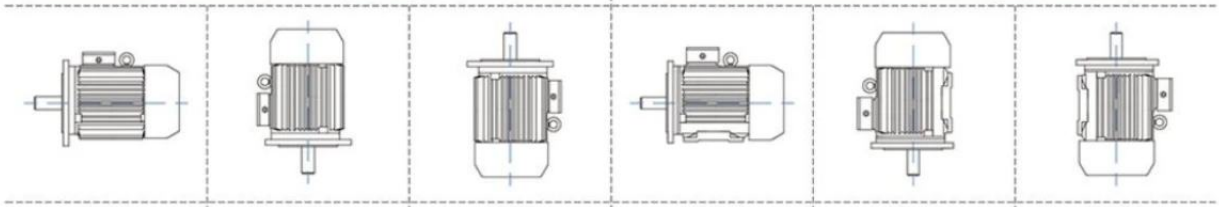

IM B5	IM V1	IM V3	IM B35	IM V15	IM V36
IM 3001	IM 3011	IM 3031	IM 2001	IM 2011	IM 2031

机座不带底脚，端盖有小法兰 Without feet,C-flange on the end-shield　　机座带底脚，端盖有小法兰 With feet,C-flange on the end-shield

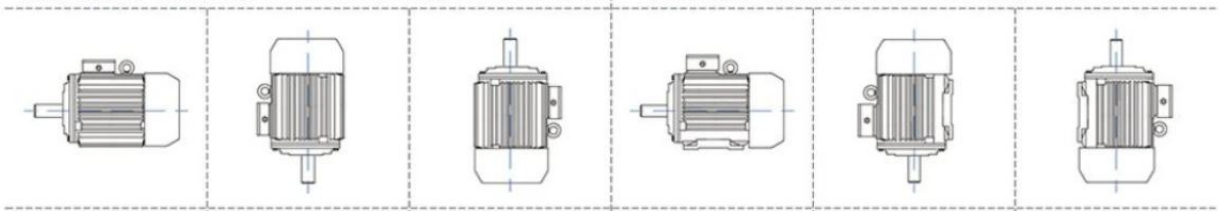

IM B14	IM V18	IM V19	IM B34	IM V17	IM V37
IM 3601	IM 3611	IM 3631	IM 2101	IM 2111	IM 2131

1-4 《GB/T 4942.1-2006 旋转电机整体结构的防护等级分级》（IEC60034-5:2000）

《GB/T 4942.1-2006 Degrees of protection provided by the integral design of rotating electrical machined（IP code）-Classification》（IEC60034-5:2000）

IP 5 5
① ②

表征字母	第一位数字	第二位数字
IP	5	5

Characteristic letters	First number	Second number
IP	5	5

第一位数字	含义
2	防护＞12mm 固体异物进入
4	防护＞1mm 固体异物进入
5	防尘
6	尘密

1st number	Brief description
2	Against solid objects＞12mm
4	Against solid objects＞1mm
5	Dust-protected
6	Dust-tight

第二位数字	含义
3	防淋水电机
4	防溅水电机
5	防喷水电机
6	防海浪电机

2nd number	Brief description
3	Against spraying water
4	Against splashing water
5	Against water jets
6	Against heavy seas

二、六安江淮电机有限公司的优势
Advantage of Lu'an Jianghuai motor Co., Ltd

2-1 六安江淮电机有限公司，拥有国内同行业最为广泛的产品系列，涵盖几乎所有的低压标准工业电机，以及根据您的需求所设计的特殊定制电机。

LA motor has the most extensive product in the same industry, covering almost every series low voltage standard industrial motor, and custom motor.

适用范围 Applicable scope		100V~1000V; 0.12kW~1000kW; H63~H560; IP23、IP54、IP55、IP65	
标准系列	Standard series	定制系列	Custom series
YE3 高效系列	YE3 high efficiency motor	空压机专用	Motor for compressor
YE4 高效系列	YE4 super premium efficiency motor	升降机专用	Motor for construction lift
YE5 高效系列	YE5 super premium efficiency motor	不锈钢泵用	Motor for stainless steel pump
YVF2 变频系列	YVF2 frequency variable motor	减速机专用	Motor for Gearmotor
Y(IP23)系列	Y(IP23) ODP motor	球磨机专用	Motor for ball mill
永磁系列	Permanent magnet motor	注塑机专用	Motor for injection machine
YBX4、YBX5 防爆系列	YBX4、YBX5 explosion-proof motor	隧道风机用	Motor for tunnel ventilation fan
YFB3 粉尘防爆系列	YFB3 VF explosion-proof motor	纺织机械用	Motor for textile machine
YBBP 变频防爆系列	YBBP dust explosion-proof motor	冷却塔专用	Motor for cooling water
铝壳电机系列	Aluminum frame motor	高温排烟用	Motor for smoke extraction
单相电机系列	Single phase motor	木工机械用	Motor for wood machine

2-2 六安江淮电机有限公司，多年国内领先的市场份额和遍布全国的服务网络，是您在中国首选的合作伙伴。

LA motor has the leading domestic market share and nationwide service networks for many years. It is your preferred partner in China.

2-3 六安江淮电机有限公司，拥有50多年电动机生产的历史和经验，凭借持续改进的产品设计、先进的设计理念和严苛的实验手段，确保每台电机的高品质。

LA motor has more than 50 years' experience, with continuous design improvement, advanced design concepts and strict means test, ensure high quality of each LA motor.



2-4 六安江淮电机有限公司，拥有国内首屈一指的厂房，超过1000台套先进的加工设备和优秀的工艺流程，确保所有半成品都符合质量要求，并保证给客户在第一时间提供一流的产品。

LA motor has a leading domestic workshop, more than 1000 sets of advanced equipments and excellent technical process, which can ensure high quality of all semi-finished products and provide first-class products at the first time.

三、订货须知 Ordering instructions

3-1 规格型号 Model

YE4 - 180 - L - 4/22 - B35 - 顶出线 - 380V/50Hz - IP55 - 公司漆 - □

- 产品系列 Series
- 机座号 Frame size
- 铁芯长度 Iron core length
- 电机极数 Motor poles
- 电机功率 Motor power
- 外形及安装方式 Construction and mounting type
- 出线方式 Location of terminal box
- 额定电压及频率 Rated voltage and frequency
- 防护等级 Protection degree
- 外观颜色及包装要求 Color and packaging
- 其他客户要求 Other customer special requirements

3-2 订货时，请注明电动机的型号、极数、额定功率、额定电压、额定频率、防护等级、冷却方式、安装型式、出线方式、环境温度、海拔高度、旋转方向等；如果是防爆电机，请注明隔爆等级和接线盒进线方式。如果客户对电机有超出国家标准的其他技术要求，我公司可专门为客户设计，并在签署技术协议之后，投入生产。

3-3 电机绝缘系统，均按F级或H级生产，按B级温升考核。所有定子采用真空压力浸渍(VPI)工艺。同时也可以选择加装PTC或PT100，对电机绕组的温度进行观测保护。在空气湿度较大的使用环境中或者是长时间停机不使用时，建议加装防潮加热带来保护绕组。

3-4 标准系列的H63-H160机座号的电机，使用的是封闭轴承，H180及以上机座号电机，使用的是开式轴承。当电机使用开式轴承时，如无特殊说明，应使用ZL-3锂基润滑脂定期注油，注油间隔按2极电机2000小时，4极及以上电机3000小时，当环境温度每升高10℃，润滑脂的寿命及注油时间应该减半，还可以加装轴承测温装置。

3-5 海拔高度高于1000m的使用场合，或者环境温度高于40℃时，将会影响电机的散热效果，客户在订货时须告知制造商，并且根据具体的使用环境来选择增大容量或特殊设计。

海拔 Altitude	Nameplate
1000m＜海拔≤1500m	G1.5
1500m＜海拔≤2000m	G2
2000m＜海拔≤2500m	G2.5
2500m＜海拔≤3500m	G3.5
3500m＜海拔≤4000m	G4
4000m＜海拔≤5000m	G5

3-6 客户将电动机与变频器匹配使用时，变频器的输出含有大量高次谐波，与工频供电相比，电机的电流和温升均会增加，因此在选择电动机和变频器时，应考虑适当留有余量，以防温升过高，影响电动机的寿命。

3-7 样本中的技术数据中的负载转动惯量符合NEMA标准，如客户负载转动惯量与表中不符，制造厂也可生产，但此时应与制造厂协商。

3-8 样本中所列的技术性能数据均为设计值，仅供参考，不作为考核依据，而且随着技术进步及有关国家标准修改而作的修改，恕不另行通知。

Please indicate the motor type, poles, power, voltage, frequency, protection degree, cooling method, mounting type, terminal box, altitude, environment temperature and ratation direction when ording; flame proof grade and terminal connection should be indicated for explosion-proof motor. LA motor also can design and product customizing motors besides the national standards.

LA motors use class F or H insulation adopting VPI process, while temperature rise limites within class B. PTC or PT100 could be installed in winding for protection and observation. In the humid or the long downtiome no-use environment, it is suggested to install anti-condensation heater for protection.

For the standard series, frame size H63-160 motors are supplied with sealed bearings, while the others with regreasable bearings. If no special instructions, ZL-3 lithium base grease should be injected for regreasable bearings according to the intervals: 2000 hours for 2 poles motor, 3000 hours for 4 poles and over motor. Grease interval should be halved with ambient temperature rise 10℃, earing temperature measuring device can be installed if necessary.

For altitude higher than 1000m or the environment temperature higher than 40℃, the motors will have a worse cooling effect, so bigger capacity or special design should be installed before order.

Compared with the power supply, the inverter output contains more harmonic, temperature rise and current of the motor will increase, therefore when choice of motor and inverter, please consider to giving space to prevent high temperature's effecting.

The load inertia in table conforms to the NEMA standard. If requirements does not match the table, please inform producer for special design.

Technical performance data presented in sample are design value and for reference purposes only, not as a basis for evaluation. It will be changed along with technology development and the relevant national standards revision, without prior notice.

YE3 / Series guide

Standard motors

Rated power	**0.55-375 kW**
Frame size	**H80-H355**
Rated voltage	**380 V**
Protection degree	**IP54 / IP55**
Cooling method	**IC411**
Data sheet pages	**01-04**

The overview gives series ranges. See the following technical sheets for individual models, performance data and mounting dimensions.

YE3 Series

Standard asynchronous Motor

IE3 GB3

IC411

概述	Summary
机座号：H80~H355	Frame Size: H80~H355
额定功率：0.55~375kW	Rated Power: 0.55~375kW
额定电压：380V	Rated Voltage: 380V
额定频率：50Hz	Rated Frequency: 50Hz
极数：2~10 极	Poles: 2p,4p,6p,8p,10p
防护等级：IP54, IP55	Protection Degree: IP54, IP55
绝缘等级：F	Insulation Class: F
冷却方式：IC411	Cooling Method: IC411
工作制：S1 连续工作制	Duty: S1
能效等级：GB18613-2020 3 级	Efficiency Class: IEC60034-30-1:IE3

产品技术数据 Technical Data（380V/50Hz）

设计值 Design value

型号 Type	功率 Power	额定电流 Current	额定转速 Speed	效率 EFF.	功率因数 P.F.	额定转矩 RT	堵转转矩倍数	最大转矩倍数	堵转电流倍数
	kW	A	rpm	%		N·m	T_{st}/T_N	T_{max}/T_N	I_{st}/I_N
2 极-同步转速 3000rpm-50Hz									
YE3-80M1-2	0.75	1.7	2885	80.7	0.82	2.4	2.3	2.3	7.0
YE3-80M2-2	1.1	2.4	2885	82.7	0.83	3.5	2.2	2.3	7.6
YE3-90S-2	1.5	3.2	2905	84.2	0.84	4.8	2.2	2.3	7.9
YE3-90L-2	2.2	4.6	2905	85.9	0.85	7.0	2.2	2.3	7.9
YE3-100L-2	3	6.0	2895	87.1	0.87	9.6	2.2	2.3	8.5
YE3-112M-2	4	7.8	2915	88.1	0.88	12.7	2.2	2.3	8.5
YE3-132S1-2	5.5	10.6	2925	89.2	0.88	17.5	2.0	2.3	8.5
YE3-132S2-2	7.5	14.4	2925	90.1	0.88	23.9	2.0	2.3	8.5
YE3-160M1-2	11	20.6	2950	91.2	0.89	35.0	2.0	2.3	8.5
YE3-160M2-2	15	27.9	2950	91.9	0.89	47.8	2.0	2.3	8.5
YE3-160L-2	18.5	34.2	2950	92.4	0.89	58.9	2.0	2.3	8.5
YE3-180M-2	22	40.5	2960	92.7	0.89	70.0	2.0	2.3	8.5
YE3-200L1-2	30	54.9	2965	93.3	0.89	95.5	2.0	2.3	8.5
YE3-200L2-2	37	67.4	2965	93.7	0.89	118	2.0	2.3	8.5
YE3-225M-2	45	80.8	2965	94.0	0.90	143	2.0	2.3	8.0
YE3-250M-2	55	98.5	2970	94.3	0.90	175	2.0	2.3	8.0
YE3-280S-2	75	134	2975	94.7	0.90	239	1.8	2.3	7.5
YE3-280M-2	90	160	2975	95.0	0.90	287	1.8	2.3	7.5
YE3-315S-2	110	195	2980	95.2	0.90	350	1.8	2.3	7.5
YE3-315M-2	132	234	2980	95.4	0.90	420	1.8	2.3	7.5
YE3-315L1-2	160	279	2980	95.6	0.91	509	1.8	2.3	7.5
YE3-315L-2	185	324	2980	95.6	0.91	589	1.8	2.3	7.5
YE3-315L2-2	200	349	2980	95.8	0.91	637	1.8	2.2	7.5
YE3-355M1-2	220	384	2985	95.8	0.91	700	1.6	2.2	7.5
YE3-355M2-2	250	436	2985	95.8	0.91	796	1.6	2.2	7.5
YE3-355L1-2	280	488	2985	95.8	0.91	891	1.6	2.2	7.5
YE3-355L2-2	315	549	2985	95.8	0.91	1003	1.6	2.2	7.5
YE3-3551-2	355	619	2985	95.8	0.91	1130	1.6	2.2	7.5
YE3-3552-2	375	654	2985	95.8	0.91	1194	1.6	2.2	7.5

产品技术数据 Technical Data（380V/50Hz） 设计值 Design value

型号 Type	功率 Power	额定电流 Current	额定转速 Speed	效率 EFF.	功率因数 P.F.	额定转矩 RT	堵转转矩倍数	最大转矩倍数	堵转电流倍数
	kW	A	rpm	%		N·m	T_{st}/T_N	T_{max}/T_N	I_{st}/I_N
4 极-同步转速 1500rpm-50Hz									
YE3-80M1-4	0.55	1.4	1435	80.8	0.75	3.5	2.4	2.3	6.6
YE3-80M2-4	0.75	1.8	1435	82.5	0.75	4.8	2.3	2.3	6.6
YE3-90S-4	1.1	2.6	1435	84.1	0.76	7.0	2.3	2.3	6.8
YE3-90L-4	1.5	3.5	1435	85.3	0.77	9.6	2.3	2.3	7.0
YE3-100L1-4	2.2	4.8	1450	86.7	0.81	14.0	2.3	2.3	7.6
YE3-100L2-4	3	6.3	1450	87.7	0.82	19.1	2.3	2.3	7.6
YE3-112M-4	4	8.4	1455	88.6	0.82	25.5	2.2	2.3	7.8
YE3-132S-4	5.5	11.2	1465	89.6	0.83	35.0	2.0	2.3	7.9
YE3-132M-4	7.5	15.0	1465	90.4	0.84	47.8	2.0	2.3	7.5
YE3-160M-4	11	21.5	1470	91.4	0.85	70.0	2.2	2.3	7.7
YE3-160L-4	15	28.8	1470	92.1	0.86	95.5	2.2	2.3	7.8
YE3-180M-4	18.5	35.3	1475	92.6	0.86	118	2.0	2.3	7.8
YE3-180L-4	22	41.8	1475	93.0	0.86	140	2.0	2.3	7.8
YE3-200L-4	30	56.6	1475	93.6	0.86	191	2.0	2.3	7.3
YE3-225S-4	37	69.6	1480	93.9	0.86	236	2.0	2.3	7.4
YE3-225M-4	45	84.4	1480	94.2	0.86	287	2.0	2.3	7.4
YE3-250M-4	55	103	1485	94.6	0.86	350	2.2	2.3	7.4
YE3-280S-4	75	136	1485	95.0	0.88	478	2.0	2.3	6.9
YE3-280M-4	90	163	1485	95.2	0.88	573	2.0	2.3	6.9
YE3-315S-4	110	197	1485	95.4	0.89	700	2.0	2.2	7.0
YE3-315M-4	132	236	1485	95.6	0.89	840	2.0	2.2	7.0
YE3-315L1-4	160	285	1485	95.8	0.89	1019	2.0	2.2	7.1
YE3-315L-4	185	325	1485	95.8	0.89	1178	2.0	2.2	7.1
YE3-315L2-4	200	352	1485	96.0	0.90	1273	2.0	2.2	7.1
YE3-355M1-4	220	387	1490	96.0	0.90	1401	2.0	2.2	7.1
YE3-355M2-4	250	440	1490	96.0	0.90	1592	2.0	2.2	7.1
YE3-355L1-4	280	493	1490	96.0	0.90	1783	2.0	2.2	7.1
YE3-355L2-4	315	554	1490	96.0	0.90	2006	2.0	2.2	7.1
YE3-3551-4	355	638	1490	96.0	0.90	2260	2.0	2.2	7.1
YE3-3552-4	375	674	1490	96.0	0.90	2388	2.0	2.2	7.1
6 极-同步转速 1000rpm-50Hz									
YE3-80M1-6	0.37	1.1	900	73.5	0.70	3.5	1.9	2.0	6.0
YE3-80M2-6	0.55	1.5	900	77.2	0.72	5.3	1.9	2.1	6.0
YE3-90S-6	0.75	2.0	950	78.9	0.71	7.2	2.0	2.1	6.0
YE3-90L-6	1.1	2.8	950	81.0	0.73	10.5	2.0	2.1	6.0
YE3-100L-6	1.5	3.8	960	82.5	0.73	14.3	2.0	2.1	6.5
YE3-112M-6	2.2	5.4	960	84.3	0.74	21.0	2.0	2.1	6.6
YE3-132S-6	3	7.2	970	85.6	0.74	28.7	2.0	2.1	6.8
YE3-132M1-6	4	9.5	970	86.8	0.74	38.2	2.0	2.1	6.8
YE3-132M1-6	5.5	12.7	970	88.0	0.75	52.5	2.0	2.1	7.0
YE3-160M-6	7.5	16.2	975	89.1	0.79	71.6	2.0	2.1	7.0
YE3-160L-6	11	23.1	975	90.3	0.80	105	2.0	2.1	7.2
YE3-180L-6	15	30.9	980	91.2	0.81	143	2.0	2.1	7.3
YE3-200L1-6	18.5	37.8	980	91.7	0.81	177	2.0	2.1	7.3
YE3-200L2-6	22	44.8	980	92.2	0.81	210	2.0	2.1	7.4
YE3-225M-6	30	59.1	985	92.9	0.83	287	2.0	2.1	6.9
YE3-250M-6	37	71.7	985	93.3	0.84	353	2.0	2.1	7.1
YE3-280S-6	45	85.8	990	93.7	0.85	430	2.0	2.0	7.3
YE3-280M-6	55	103	990	94.1	0.86	525	2.0	2.0	7.3
YE3-315S-6	75	143	990	94.6	0.84	716	2.0	2.0	6.6
YE3-315M-6	90	170	990	94.9	0.85	860	2.0	2.0	6.7
YE3-315L1-6	110	207	990	95.1	0.85	1051	2.0	2.0	6.7
YE3-315L2-6	132	245	990	95.4	0.86	1261	2.0	2.0	6.8
YE3-355M1-6	160	296	990	95.6	0.86	1528	1.8	2.0	6.8
YE3-355M-6	185	337	990	95.6	0.86	1767	1.8	2.0	6.8
YE3-355M2-6	200	365	990	95.8	0.87	1910	1.8	2.0	6.8
YE3-355L1-6	220	402	990	95.8	0.87	2101	1.8	2.0	6.8
YE3-355L2-6	250	456	990	95.8	0.87	2388	1.8	2.0	6.8
YE3-355L4-6	280	483	990	95.8	0.87	2674	1.8	2.0	6.8
YE3-3551-6	315	576	990	95.8	0.87	3008	1.8	2.0	6.8
YE3-3552-6	355	650	990	95.8	0.87	3390	1.8	2.0	6.8
8 极-同步转速 750rpm-50Hz									
YE3-80M1-8	0.18	0.8	660	58.7	0.61	2.3	1.8	1.9	5.2
YE3-80M2-8	0.25	1	660	64.1	0.61	3.2	1.8	1.9	5.7
YE3-90S-8	0.37	1.3	680	69.3	0.61	4.7	1.8	1.9	6.2
YE3-90L-8	0.55	1.9	680	73	0.61	7.0	1.8	2.0	5.9

产品技术数据 Technical Data（380V/50Hz）

设计值 Design value

型号 Type	功率 Power	额定电流 Current	额定转速 Speed	效率 EFF.	功率因数 P.F.	额定转矩 RT	堵转转矩倍数	最大转矩倍数	堵转电流倍数
	kW	A	rpm	%		N·m	T_{st}/T_N	T_{max}/T_N	I_{st}/I_N
8 极-同步转速 750rpm-50Hz									
YE3-100L1-8	0.75	2.3	695	75	0.67	9.6	1.8	2.0	6.2
YE3-100L2-8	1.1	3.1	695	77.7	0.69	14.0	1.8	2.0	6.2
YE3-112M-8	1.5	4.1	700	79.7	0.7	19.1	1.8	2.0	6.7
YE3-132S-8	2.2	5.8	705	81.9	0.71	28.0	1.8	2.0	6.7
YE3-132M-8	3	7.5	705	83.5	0.73	38.2	1.8	2.0	6.9
YE3-160M1-8	4	9.8	720	84.8	0.73	50.9	1.9	2.0	6.9
YE3-160M2-8	5.5	13.1	720	86.2	0.74	70.0	1.9	2.0	6.9
YE3-160L-8	7.5	17.4	720	87.3	0.75	95.5	1.9	2.0	6.6
YE3-180L-8	11	25.2	730	88.6	0.75	140	2.0	2.0	6.6
YE3-200L-8	15	33.5	730	89.6	0.76	191	2.0	2.0	6.8
YE3-225S-8	18.5	41	730	90.1	0.76	236	1.9	2.0	6.8
YE3-225M-8	22	47.3	730	90.6	0.78	280	1.9	2.0	7.0
YE3-250M-8	30	63.2	730	91.3	0.79	382	1.9	2.0	6.7
YE3-280S-8	37	78	740	91.8	0.79	471	1.9	2.0	6.7
YE3-280M-8	45	94	740	92.2	0.79	573	1.9	2.0	6.7
YE3-315S-8	55	112	740	92.5	0.81	700	1.8	2.0	6.8
YE3-315M-8	75	151	740	93.1	0.81	955	1.8	2.0	6.3
YE3-315L1-8	90	179	740	93.4	0.82	1146	1.8	2.0	6.4
YE3-315L2-8	110	218	740	93.7	0.82	1401	1.8	2.0	6.4
YE3-355M1-8	132	260	740	94	0.82	1681	1.8	2.0	6.4
YE3-355M2-8	160	314	740	94.3	0.82	2037	1.8	2.0	6.4
YE3-355L1-8	185	359	740	94.3	0.83	2356	1.8	2.0	6.4
YE3-355L2-8	200	387	740	94.6	0.83	2547	1.8	2.0	6.4
YE3-3551-8	220	426	740	94.6	0.83	2801	1.8	2.0	6.4
YE3-3552-8	250	484	740	94.6	0.83	3183	1.8	2.0	6.4
10 极-同步转速 600rpm-50Hz									
YE3-315S-10	45	99	594	92	0.75	716	1.5	2.0	6.2
YE3-315M-10	55	121	594	92	0.75	875	1.5	2.0	6.2
YE3-315L1-10	75	162	594	93.8	0.76	1194	1.5	2.0	5.8
YE3-315L2-10	90	191	594	93	0.77	1433	1.5	2.0	5.9
YE3-355M1-10	110	230	590	93.3	0.78	1751	1.2	2.0	6.0
YE3-355M2-10	132	274	590	93.8	0.78	2101	1.2	2.0	6.1
YE3-355L-10	160	332	590	93.8	0.78	2547	1.2	2.0	6.1

外形及安装尺寸 External and mounting dimensions

IM B3

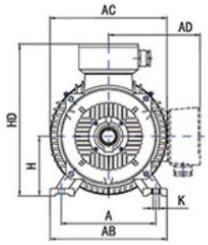

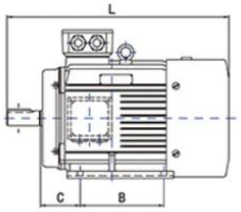

IM B35

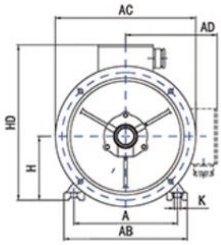

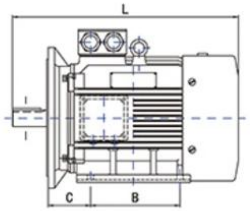

IM B5

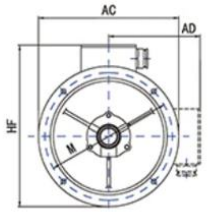

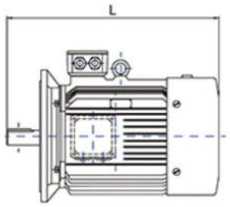

IM V1

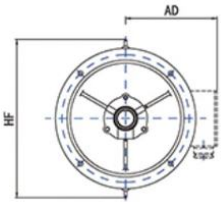

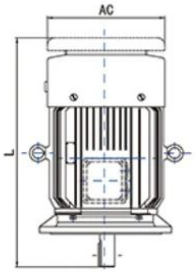

mm

机座 Frame	外形安装尺寸 External and mounting dimensions										L			
											2p		≥4p	
	A	B	C	H	K	AB	AC	AD	HD	HF	其他	V1	其他	V1
80M	125	100	50	80	10	165	175	145	220		305		305	
90S	140	100	56	90	10	180	195	165	260	——	360	——	360	——
90L	140	125	56	90	10	180	195	165	260		390		390	
100L	160	140	63	100	12	205	215	180	275	245	435		435	

mm

机座 Frame	外形安装尺寸 External and mounting dimensions										L			
											2p		≥4p	
	A	B	C	H	K	AB	AC	AD	HD	HF	其他	V1	其他	V1
112M	190	140	70	112	12	230	240	190	300	265	470		470	
132S	216	140	89	132	12	270	275	210	345	315	510		510	
132M	216	178	89	132	12	270	275	210	345	315	560	——	560	——
160M	254	210	108	160	14.5	320	330	255	420	385	670		670	
160L	254	254	108	160	14.5	320	330	255	420	385	700		700	
180M	279	241	121	180	14.5	355	380	280	455	430	740	800	740	800
180L	279	279	121	180	14.5	355	380	280	455	430	790	850	790	850
200L	318	305	133	200	18.5	395	420	305	505	480	790	940	790	940
225S	356	286	149	225	18.5	435	470	335	560	535	——		830	905
225M	356	311	149	225	18.5	435	470	335	560	535	825	910	855	940
250M	406	349	168	250	24	490	510	370	615	595	915	1015	915	1015
280S	457	368	190	280	24	550	580	410	680	650	985	1150	985	1150
280M	457	419	190	280	24	550	580	410	680	650	1035	1385	1035	1385
315S	508	406	216	315	28	635	645	530	845	900	1180	1480	1290	1510
315M	508	457	216	315	28	635	645	530	845	900	1210	1590	1320	1260
315L	508	508	216	315	28	635	645	530	845	900	1210	1590	1320	1260
355M	610	560	254	355	28	730	710	655	1010	1010	1500	1750	1530	1780
355L	610	630	254	355	28	730	710	655	1010	1010	1500	1750	1530	1780
355	630	800	224	355	35	760	770	760	1130	1220	1870	2130	1920	2180

轴伸尺寸 Shaft dimensions

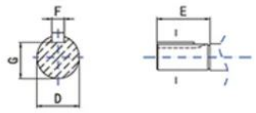

机座 Frame	级数 Poles	轴伸尺寸 Shaft dimensions			
		D	E	F	G
80	≥2	19	40	6	15.5
90	≥2	24	50	8	20
100	≥2	28	60	8	24
112	≥2	28	60	8	24
132	≥2	38	80	10	33
160	≥2	42	110	12	37
180	≥2	48	110	14	42.5
200	≥2	55	110	16	49
225	2	55	110	16	49
225	≥4	60	140	18	53

mm

机座 Frame	级数 Poles	轴伸尺寸 Shaft dimensions			
		D	E	F	G
250	2	60	140	18	53
	≥4	65	140	18	58
280	2	65	140	18	58
	≥4	75	140	20	67.5
315	2	65	140	18	58
	≥4	80	170	22	71
355M、L	2	75	140	20	67.5
	≥4	95	170	25	86
355	2	80	170	22	71
	≥4	110	210	28	100

法兰尺寸 Flange dimensions

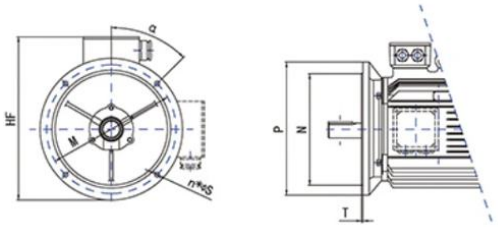

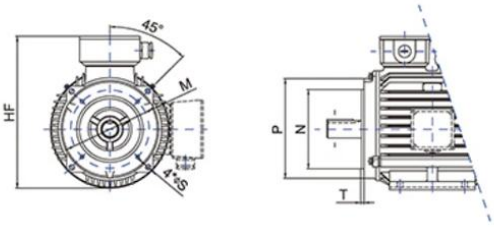

机座 Frame	凸缘号 Flange	B35、B5 法兰					
		M	N	P	T	α	n*ΦS
80、90	FF165	165	130	200	3.5	45	4*12
100、112	FF215	215	180	250	4	45	4*14.5
132	FF265	265	230	300	4	45	4*14.5
160、180	FF300	300	250	350	5	45	4*18.5
200	FF350	350	300	400	5	45	4*18.5
225	FF400	400	350	450	5	22.5	8*18.5
250、280	FF500	500	450	550	5	22.5	8*18.5
315	FF600	600	550	660	6	22.5	8*24
355M、L	FF740	740	680	800	6	22.5	8*24
355	FF840	840	780	900	6	22.5	8*24

mm

机座号 Frame	凸缘号 Flange	B34、B14 法兰				
		M	N	P	S	T
80	FT100	100	80	120	M6	3
90	FT115	115	95	140	M8	3
100、112	FT130	130	110	160	M8	3.5

YE4 / Series guide

High-efficiency motors

Rated power	**0.75-375 kW**
Frame size	**H80-H355**
Rated voltage	**380 V**
Protection degree	**IP54 / IP55**
Cooling method	**IC411**
Data sheet pages	**05-07**

The overview gives series ranges. See the following technical sheets for individual models, performance data and mounting dimensions.

YE4 Series

Premium Efficiency asynchronous Motor

IE4 GB2

IC411

概述	Summary
机座号：H80~H355	Frame Size: H80~H355
额定功率：0.75~375kW	Rated Power: 0.75~375kW
额定电压：380V	Rated Voltage: 380V
额定频率：50Hz	Rated Frequency: 50Hz
极数：2~8 极	Poles: 2p,4p,6p,8p
防护等级：IP54、IP55	Protection Degree:IP54、IP55
绝缘等级：F	Insulation Class: F
冷却方式：IC411	Cooling Method: IC411
工作制：S1 连续工作制	Duty: S1
能效等级：GB18613-2020 2 级	Efficiency Class: IEC60034-30-1:IE4

产品技术数据 Technical Data（380V/50Hz） **设计值 Design value**

型号 Type	功率 Power	额定电流 Current	额定转速 Speed	效率 EFF.	功率因数 P.F.	额定转矩 RT	堵转转矩倍数	最大转矩倍数	堵转电流倍数
	kW	A	rpm	%		N·m	T_{st}/T_N	T_{max}/T_N	I_{st}/I_N
2 极-同步转速 3000rpm-50Hz									
YE4-80M1-2	0.75	1.6	2907	83.5	0.83	2.4	2.2	2.3	8.5
YE4-80M2-2	1.1	2.4	2907	85.2	0.83	3.5	2.2	2.3	8.5
YE4-90S-2	1.5	3.1	2917	86.5	0.85	4.8	2.2	2.3	9.0
YE4-90L-2	2.2	4.4	2909	88.0	0.86	7.0	2.2	2.3	9.0
YE4-100L-2	3	5.9	2917	89.1	0.87	9.6	2.2	2.3	9.5
YE4-112M-2	4	7.7	2915	90.0	0.88	12.7	2.2	2.3	9.5
YE4-132S1-2	5.5	10.4	2925	90.9	0.88	17.5	2.0	2.3	9.5
YE4-132S2-2	7.5	14.0	2925	91.7	0.89	23.9	2.0	2.3	9.5
YE4-160M1-2	11	20.3	2954	92.6	0.89	35.0	2.0	2.3	9.5
YE4-160M2-2	15	27.4	2954	93.3	0.89	47.8	2.0	2.3	9.5
YE4-160L-2	18.5	33.7	2954	93.7	0.89	58.9	2.0	2.3	9.5
YE4-180M-2	22	40.0	2969	94.0	0.89	70.0	2.0	2.3	9.5
YE4-200L1-2	30	54.2	2972	94.5	0.89	95.5	2.0	2.3	9.0
YE4-200L2-2	37	66.6	2972	94.8	0.89	118	2.0	2.3	9.0
YE4-225M-2	45	80.9	2976	95.0	0.89	143	2.0	2.3	9.0
YE4-250M-2	55	98.5	2981	95.3	0.89	175	2.0	2.3	9.0
YE4-280S-2	75	134	2981	95.6	0.89	239	1.8	2.3	8.5
YE4-280M-2	90	160	2981	95.8	0.89	287	1.8	2.3	8.5
YE4-315S-2	110	196	2983	96.0	0.89	350	1.8	2.3	8.5
YE4-315M-2	132	234	2983	96.2	0.89	420	1.8	2.3	8.5
YE4-315L1-2	160	284	2983	96.3	0.89	509	1.8	2.2	8.5
YE4-315L2-2	200	354	2983	96.5	0.89	637	1.8	2.2	8.5
YE4-355M2-2	250	433	2983	96.5	0.91	796	1.6	2.2	8.5
YE4-355L2-2	315	545	2983	96.5	0.91	1003	1.6	2.2	8.5
YE4-3551-2	355	621	2985	96.5	0.90	1130	0.9	2.2	8.6
YE4-3552-2	375	656	2985	96.5	0.90	1194	0.9	2.2	8.6

产品技术数据 Technical Data（380V/50Hz） 设计值 Design value

型号 Type	功率 Power	额定电流 Current	额定转速 Speed	效率 EFF.	功率因数 P.F.	额定转矩 RT	堵转转矩倍数	最大转矩倍数	堵转电流倍数
	kW	A	rpm	%		N·m	T_{st}/T_N	T_{max}/T_N	I_{st}/I_N
4 极-同步转速 1500rpm-50Hz									
YE4-80M2-4	0.75	1.8	1445	85.7	0.74	4.8	2.3	2.3	8.5
YE4-90S-4	1.1	2.6	1447	87.2	0.75	7.0	2.3	2.3	8.5
YE4-90L-4	1.5	3.4	1447	88.2	0.76	9.6	2.3	2.3	9.0
YE4-100L1-4	2.2	4.7	1460	89.5	0.79	14.0	2.3	2.3	9.0
YE4-100L2-4	3	6.3	1460	90.4	0.80	19.1	2.3	2.3	9.5
YE4-112M-4	4	8.3	1460	91.1	0.80	25.5	2.3	2.3	9.5
YE4-132S-4	5.5	11.4	1470	91.9	0.80	35.0	2.0	2.3	9.5
YE4-132M-4	7.5	15.2	1470	92.6	0.81	47.8	2.0	2.3	9.5
YE4-160M-4	11	21.6	1479	93.3	0.83	70.0	2.0	2.3	9.5
YE4-160L-4	15	28.9	1479	93.9	0.84	95.5	2.0	2.3	9.5
YE4-180M-4	18.5	35.1	1482	94.2	0.85	118	2.0	2.3	9.5
YE4-180L-4	22	41.6	1482	94.5	0.85	140	2.0	2.3	9.5
YE4-200L-4	30	56.5	1485	94.9	0.85	191	2.0	2.3	9.0
YE4-225S-4	37	69.5	1487	95.2	0.85	236	2.0	2.3	9.0
YE4-225M-4	45	84.3	1487	95.4	0.85	287	2.0	2.3	9.0
YE4-250M-4	55	102	1489	95.7	0.86	350	2.0	2.3	9.0
YE4-280S-4	75	136	1491	96.0	0.87	478	2.0	2.3	8.5
YE4-280M-4	90	162	1491	96.1	0.88	573	2.0	2.3	8.5
YE4-315S-4	110	195	1490	96.3	0.89	700	1.8	2.2	8.5
YE4-315M-4	132	234	1490	96.4	0.89	840	1.8	2.2	8.5
YE4-315L1-4	160	280	1490	96.6	0.90	1019	1.8	2.2	8.5
YE4-315L2-4	200	349	1490	96.7	0.90	1273	1.8	2.2	8.5
YE4-355M2-4	250	436	1491	96.7	0.90	1592	1.8	2.2	8.5
YE4-355L2-4	315	550	1491	96.7	0.90	2006	1.8	2.2	8.5
YE4-3551-4	355	620	1491	96.7	0.88	2260	0.9	2.2	8.5
YE4-3552-4	375	655	1491	96.7	0.88	2388	0.9	2.2	8.5
6 极-同步转速 1000rpm-50Hz									
YE4-90S-6	0.75	2.0	957	82.7	0.70	7.2	2.1	2.1	7.5
YE4-90L-6	1.1	2.8	957	84.5	0.70	10.5	2.1	2.1	7.5
YE4-100L-6	1.5	3.7	970	85.9	0.71	14.3	2.1	2.1	7.5
YE4-112M-6	2.2	5.4	973	87.4	0.71	21.0	2.1	2.1	7.5
YE4-132S-6	3	7.3	975	88.6	0.71	28.7	2.0	2.1	7.5
YE4-132M1-6	4	9.4	975	89.5	0.72	38.2	2.0	2.1	8.0
YE4-132M2-6	5.5	12.8	975	90.5	0.72	52.5	2.0	2.1	8.0
YE4-160M-6	7.5	16.4	983	91.3	0.76	71.6	2.0	2.1	8.0
YE4-160L-6	11	23.5	983	92.3	0.77	105	2.0	2.1	8.5
YE4-180L-6	15	30.7	987	92.9	0.80	143	2.0	2.1	8.5
YE4-200L1-6	18.5	37.6	987	93.4	0.80	177	2.0	2.1	8.5
YE4-200L2-6	22	44.0	987	93.7	0.81	210	2.0	2.1	8.5
YE4-225M-6	30	59.0	989	94.2	0.82	287	2.0	2.1	8.3
YE4-250M-6	37	71.7	991	94.5	0.83	353	2.0	2.1	8.3
YE4-280S-6	45	86.9	992	94.8	0.83	430	2.0	2.0	8.5
YE4-280M-6	55	105	992	95.1	0.84	525	2.0	2.0	8.5
YE4-315S-6	75	142	992	95.4	0.84	716	1.6	2.0	8.0
YE4-315M-6	90	168	992	95.6	0.85	860	1.6	2.0	8.0
YE4-315L1-6	110	205	992	95.8	0.85	1051	1.6	2.0	8.0
YE4-315L2-6	132	243	992	96.0	0.86	1261	1.6	2.0	8.0
YE4-355M1-6	160	294	993	96.2	0.86	1528	1.6	2.0	8.0
YE4-355M3-6	200	367	993	96.3	0.86	1910	1.6	2.0	8.0
YE4-355L3-6	250	458	993	96.5	0.86	2388	1.6	2.0	8.0
YE4-3552-6	315	604	990	96.6	0.82	3008	0.9	2.0	7.9
8 极-同步转速 750rpm-50Hz									
YE4-100L1-8	0.75	2.2	705	78.4	0.66	9.6	2.0	2.0	7.0
YE4-100L2-8	1.1	3.1	705	80.8	0.67	14.0	2.0	2.0	7.0
YE4-112M-8	1.5	4.0	715	82.6	0.69	19.1	2.0	2.0	7.0
YE4-132S-8	2.2	5.7	720	84.5	0.70	28.0	1.8	2.0	7.5
YE4-132M-8	3	7.6	720	85.9	0.70	38.2	1.8	2.0	7.8
YE4-160M1-8	4	9.8	725	87.1	0.71	50.9	1.8	2.0	7.9
YE4-160M2-8	5.5	13.1	725	88.3	0.72	70.0	1.8	2.0	8.1
YE4-160L-8	7.5	17.2	730	89.3	0.74	95.5	1.8	2.0	7.8
YE4-180L-8	11	25.0	730	90.4	0.74	140	1.8	2.0	7.9
YE4-200L-8	15	33.3	735	91.2	0.75	191	1.8	2.0	8.0
YE4-225S-8	18.5	40.9	735	91.7	0.75	236	1.8	2.0	8.1
YE4-225M-8	22	47.8	735	92.1	0.76	280	1.8	2.0	8.3
YE4-250M-8	30	63.9	735	92.7	0.77	382	1.8	2.0	7.9
YE4-280S-8	37	77.4	740	93.1	0.78	471	1.8	2.0	7.9
YE4-280M-8	45	94.0	740	93.4	0.78	573	1.8	2.0	7.9

产品技术数据 Technical Data（380V/50Hz）

设计值 Design value

型号 Type	功率 Power	额定电流 Current	额定转速 Speed	效率 EFF.	功率因数 P.F.	额定转矩 RT	堵转转矩倍数	最大转矩倍数	堵转电流倍数
	kW	A	rpm	%		N·m	T_{st}/T_N	T_{max}/T_N	I_{st}/I_N
8 极-同步转速 750rpm-50Hz									
YE4-315S-8	55	111	740	93.7	0.80	700	1.6	2.0	8.2
YE4-315M-8	75	151	740	94.2	0.80	955	1.6	2.0	7.6
YE4-315L1-8	90	179	740	94.4	0.81	1146	1.6	2.0	7.7
YE4-315L2-8	110	218	740	94.7	0.81	1401	1.6	2.0	7.7
YE4-355M2-8	132	261	740	94.9	0.81	1681	1.6	2.0	7.7
YE4-355M3-8	160	312	740	95.1	0.82	2037	1.6	2.0	7.7
YE4-355L2-8	185	360	740	95.1	0.82	2356	1.6	2.0	7.7
YE4-355L3-8	200	388	740	95.4	0.82	2547	1.6	2.0	7.8
YE4-355L-8	220	433	740	95.4	0.80	2801	1.1	1.8	7.6
YE4-355L4-8	250	498	740	95.4	0.80	3183	1.1	1.8	7.6

外形及安装尺寸 External and mounting dimensions

IM B3

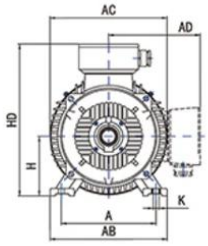

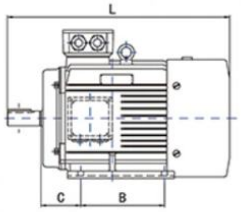

IM B35

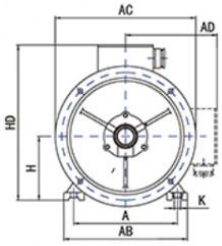

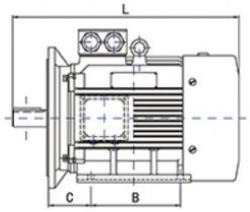

IM B5

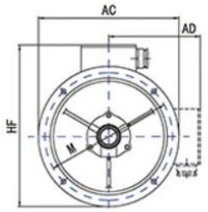

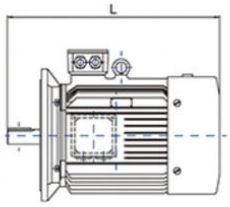

IM V1

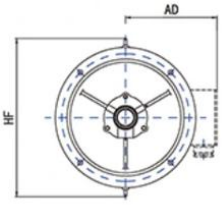

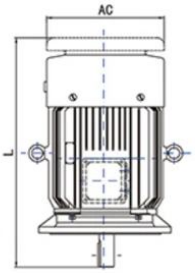

mm

机座 Frame	外形安装尺寸 External and mounting dimensions											L			
												2p		≥4p	
	A	B	C	H	K	AB	AC	AD	HD	HF1	HF2	其他	V1	其他	V1
80M	125	100	50	80	10	160	170	150	230	250	---	298	343	298	343
90S	140	100	56	90	10	176	185	153	243	253	---	351	396	351	396
90L	140	125	56	90	10	176	185	153	243	253	---	381	426	381	426
100L	160	140	63	100	12	200	210	180	280	305	288	430	475	430	475
112M	190	140	70	112	12	226	220	195	307	320	299	462	512	462	512
132S	216	140	89	132	12	262	260	215	347	365	358	502	557	502	557
132M	216	178	89	132	12	262	260	215	347	365	358	540	595	540	595
160M	254	210	108	160	15	314	320	250	410	425	442	608	668	608	668
160L	254	254	108	160	15	314	320	250	410	425	442	652	712	652	712
180M	279	241	121	180	15	349	360	270	450	445	474	726	786	726	786
180L	279	279	121	180	15	349	360	270	450	445	474	774	834	774	834
200L	318	305	133	200	18.5	388	400	305	505	505	524	772	842	772	842
200L2-2	318	305	133	200	18.5	388	400	305	505	505	524	802	872	---	---
225S	356	286	149	225	18.5	431	450	325	550	550	586	---	---	847	937
225M	356	311	149	225	18.5	431	450	325	550	550	586	842	932	872	962
250M	406	349	168	250	24	484	490	365	615	640	612	915	1020	915	1020
280S	457	368	190	280	24	542	550	390	670	665	709	975	1090	975	1090
280M	457	419	190	280	24	542	550	390	670	665	709	1026	1141	1026	1141
315S	508	406	216	315	28	628	625	525	840	855	858	1198	1318	1228	1348
315M	508	457	216	315	28	628	625	525	840	855	858	1308	1428	1338	1458
315L	508	508	216	315	28	628	625	525	840	855	858	1308	1428	1338	1458
315L2-4	508	508	216	315	28	628	625	525	840	855	858	---	---	1398	1518
355M	610	560	254	355	28	726	700	640	995	1040	976	1486	1626	1516	1656
355L	610	630	254	355	28	726	700	640	995	1040	976	1486	1626	1516	1656
355L3-6	610	630	254	355	28	726	700	640	995	1040	976	---	---	1616	1756

轴伸及法兰尺寸同 YE3 系列
Shaft and flange dimensions are the same as YE3 series

YE5 / Series guide

Super-high-efficiency motors

Rated power	**0.75-375 kW**
Frame size	**H80-H355**
Rated voltage	**380 V**
Protection degree	**IP54 / IP55**
Cooling method	**IC411**
Data sheet pages	**08-10**

The overview gives series ranges. See the following technical sheets for individual models, performance data and mounting dimensions.

YE5 Series

Super Premium Efficiency asynchronous Motor

IE5 GB1

IC411

概述	Summary
机座号：H80~H355	Frame Size: H80~H355
额定功率：0.75~375kW	Rated Power: 0.75~375kW
额定电压：380V	Rated Voltage: 380V
额定频率：50Hz	Rated Frequency: 50Hz
极数：2~8 极	Poles: 2p,4p,6p,8p
防护等级：IP54,IP55	Protection Degree: IP54,IP55
绝缘等级：F	Insulation Class: F
冷却方式：IC411	Cooling Method: IC411
工作制：S1 连续工作制	Duty: S1
能效等级：GB18613-2020 1 级	Efficiency Class: IEC60034-30-1:IE5

产品技术数据 Technical Data（380V/50Hz） **设计值 Design value**

型号 Type	功率 Power	额定电流 Current	额定转速 Speed	效率 EFF.	功率因数 P.F.	额定转矩 RT	堵转转矩倍数	最大转矩倍数	堵转电流倍数
	kW	A	rpm	%		N·m	T_{st}/T_N	T_{max}/T_N	I_{st}/I_N
2 极-同步转速 3000rpm-50Hz									
YE5-80M1-2	0.75	1.6	2912	86.3	0.83	2.4	2.3	2.3	9.5
YE5-80M2-2	1.1	2.3	2912	87.8	0.83	3.5	2.2	2.3	9.5
YE5-90S-2	1.5	3	2920	88.9	0.85	4.8	2.2	2.3	9.5
YE5-90L-2	2.2	4.3	2920	90.2	0.86	7.0	2.2	2.3	9.5
YE5-100L-2	3	5.8	2920	91.1	0.87	9.6	2.2	2.3	9.8
YE5-112M-2	4	7.5	2925	91.8	0.88	12.7	2.2	2.3	9.8
YE5-132S1-2	5.5	10.3	2930	92.6	0.88	17.5	2.0	2.3	9.8
YE5-132S2-2	7.5	13.9	2930	93.3	0.89	23.9	2.0	2.3	9.8
YE5-160M1-2	11	20	2960	94.0	0.89	35.0	2.0	2.3	9.8
YE5-160M2-2	15	27.1	2960	94.5	0.89	47.8	2.0	2.3	9.8
YE5-160L-2	18.5	33	2960	94.9	0.89	58.9	2.0	2.3	9.8
YE5-180M-2	22	39.5	2971	95.1	0.89	70.0	2.0	2.3	9.8
YE5-200L1-2	30	53.6	2975	95.5	0.89	95.5	2.0	2.3	9.5
YE5-200L2-2	37	65.9	2975	95.8	0.89	118	2.0	2.3	9.5
YE5-225M-2	45	80	2978	96.0	0.89	143	2.0	2.3	9.5
YE5-250M-2	55	97.6	2984	96.2	0.89	175	2.0	2.3	9.5
YE5-280S-2	75	133	2984	96.5	0.89	239	1.8	2.3	9.5
YE5-280M-2	90	159	2984	96.6	0.89	287	1.8	2.3	9.5
YE5-315S-2	110	194	2985	96.8	0.89	350	1.8	2.3	9.5
YE5-315M-2	132	233	2985	96.9	0.89	420	1.8	2.3	9.5
YE5-315L1-2	160	282	2985	97.0	0.89	509	1.8	2.3	9.5
YE5-315L2-2	200	351	2985	97.2	0.89	637	2.0	2.2	9.5
YE5-355M2-2	250	429	2985	97.2	0.91	796	1.6	2.2	9.5
YE5-355L2-2	315	541	2985	97.2	0.91	1003	1.6	2.2	9.5
YE5-3551-2	355	610	2985	97.2	0.91	1130	1.6	2.2	9.5
YE5-3552-2	375	648	2980	97.2	0.91	1194	1.6	2.2	9.5

产品技术数据 Technical Data（380V/50Hz） 设计值 Design value

型号 Type	功率 Power	额定电流 Current	额定转速 Speed	效率 EFF.	功率因数 P.F.	额定转矩 RT	堵转转矩倍数	最大转矩倍数	堵转电流倍数
	kW	A	rpm	%		N·m	T_{st}/T_N	T_{max}/T_N	I_{st}/I_N
4 极-同步转速 1500rpm-50Hz									
YE5-80M2-4	0.75	1.8	1450	88.2	0.74	4.8	2.3	2.3	9.5
YE5-90S-4	1.1	2.5	1452	89.5	0.75	7.0	2.3	2.3	9.5
YE5-90L-4	1.5	3.3	1452	90.4	0.76	9.6	2.3	2.3	9.5
YE5-100L1-4	2.2	4.6	1465	91.4	0.79	14.0	2.3	2.3	9.5
YE5-100L2-4	3	6.2	1465	92.1	0.8	19.1	2.3	2.3	9.5
YE5-112M-4	4	8.2	1465	92.8	0.8	25.5	2.2	2.3	9.5
YE5-132S-4	5.5	11.2	1475	93.4	0.8	35.0	2.0	2.3	9.5
YE5-132M-4	7.5	15	1475	94.0	0.81	47.8	2.0	2.3	9.5
YE5-160M-4	11	21.3	1481	94.6	0.83	70.0	2.2	2.3	9.5
YE5-160L-4	15	28.5	1481	95.1	0.84	95.5	2.2	2.3	9.5
YE5-180M-4	18.5	34.7	1485	95.3	0.85	118	2.0	2.3	9.5
YE5-180L-4	22	41.0	1485	95.5	0.85	140	2.0	2.3	9.5
YE5-200L-4	30	55.9	1486	95.9	0.85	191	2.0	2.3	9.5
YE5-225S-4	37	68.8	1488	96.1	0.85	236	2.0	2.3	9.5
YE5-225M-4	45	83.5	1488	96.3	0.85	287	2.0	2.3	9.5
YE5-250M-4	55	101	1491	96.5	0.86	350	2.2	2.3	9.5
YE5-280S-4	75	135	1491	96.7	0.87	478	2.0	2.3	9.5
YE5-280M-4	90	160	1491	96.9	0.88	573	2.0	2.3	9.5
YE5-315S-4	110	194	1491	97.0	0.89	700	2.0	2.2	9.5
YE5-315M-4	132	232	1491	97.1	0.89	840	2.0	2.2	9.5
YE5-315L1-4	160	278	1491	97.2	0.90	1019	2.0	2.2	9.5
YE5-315L2-4	200	347	1491	97.4	0.90	1273	2.0	2.2	9.5
YE5-355M2-4	250	433	1491	97.4	0.90	1592	2.0	2.2	9.5
YE5-355L2-4	315	546	1491	97.4	0.90	2006	2.0	2.2	9.5
YE5-3551-4	355	629	1491	97.4	0.90	2260	1.7	2.2	9.5
YE5-3552-4	375	665	1491	97.4	0.90	2388	1.7	2.2	9.5
6 极-同步转速 1000rpm-50Hz									
YE5-90S-6	0.75	1.9	960	85.7	0.70	7.2	2.0	2.1	9.5
YE5-90L-6	1.1	2.7	960	87.2	0.70	10.5	2.0	2.1	9.5
YE5-100L-6	1.5	3.6	972	88.4	0.71	14.3	2.0	2.1	9.5
YE5-112M-6	2.2	5.2	975	89.7	0.71	21.0	2.0	2.1	9.5
YE5-132S-6	3	7.1	977	90.6	0.71	28.7	2.0	2.1	9.5
YE5-132M1-6	4	9.2	977	91.4	0.72	38.2	2.0	2.1	9.5
YE5-132M2-6	5.5	12.6	977	92.2	0.72	52.5	2.0	2.1	9.5
YE5-160M-6	7.5	16.1	985	92.9	0.76	71.6	2.0	2.1	9.5
YE5-160L-6	11	23.2	985	93.7	0.77	105	2.0	2.1	9.5
YE5-180L-6	15	30.2	989	94.3	0.80	143	2.0	2.1	9.5
YE5-200L1-6	18.5	37.1	989	94.6	0.80	177	2.0	2.1	9.5
YE5-200L2-6	22	43.5	989	94.9	0.81	210	2.0	2.1	9.5
YE5-225M-6	30	58.3	991	95.3	0.82	287	2.0	2.1	9.5
YE5-250M-6	37	70.8	991	95.6	0.83	353	2.0	2.1	9.5
YE5-280S-6	45	86	992	95.8	0.83	430	2.0	2.0	9.5
YE5-280M-6	55	104	992	96.0	0.84	525	1.8	2.0	9.5
YE5-315S-6	75	141	992	96.3	0.84	716	2.0	2.0	9.5
YE5-315M-6	90	167	992	96.5	0.85	860	2.0	2.0	9.5
YE5-315L1-6	110	204	992	96.6	0.85	1051	2.0	2.0	9.5
YE5-315L2-6	132	241	992	96.8	0.86	1261	2.0	2.0	9.5
YE5-355M1-6	160	292	993	96.9	0.86	1528	1.8	2.0	9.5
YE5-355M3-6	200	364	993	97.0	0.86	1910	1.8	2.0	9.5
YE5-355L3-6	250	455	993	97.0	0.86	2388	1.8	2.0	9.5
YE5-3552-6	315	574	990	97.0	0.86	3008	1.8	2.0	9.5
8 极-同步转速 750rpm-50Hz									
YE5-100L1-8	0.75	2.1	715	82.0	0.66	9.6	2.0	2.0	9.5
YE5-100L2-8	1.1	3	715	84.0	0.67	14	2.0	2.0	9.5
YE5-112M-8	1.5	3.9	720	85.5	0.69	19.1	2.0	2.0	9.5
YE5-132S-8	2.2	5.5	730	87.2	0.70	28	2.0	1.8	9.5
YE5-132M-8	3	7.4	730	88.4	0.70	38.2	2.0	1.8	9.5
YE5-160M1-8	4	9.6	735	89.4	0.71	50.9	2.0	1.8	9.5
YE5-160M2-8	5.5	12.8	735	90.4	0.72	70	2.0	1.8	9.5
YE5-160L-8	7.5	16.9	735	91.3	0.74	95.5	2.0	1.8	9.5
YE5-180L-8	11	24.5	740	92.2	0.74	140	2.0	1.8	9.5
YE5-200L-8	15	32.7	740	92.9	0.75	191	2.0	1.8	9.5
YE5-225S-8	18.5	40.2	740	93.3	0.75	236	2.0	1.8	9.5
YE5-225M-8	22	47	740	93.6	0.76	280	2.0	1.8	9.5
YE5-250M-8	30	62.9	743	94.1	0.77	382	2.0	1.8	9.5
YE5-280S-8	37	76	743	94.4	0.78	471	2.0	1.8	9.5
YE5-280M-8	45	93	743	94.7	0.78	573	2.0	1.8	9.5

产品技术数据 Technical Data（380V/50Hz）

设计值 Design value

型号 Type	功率 Power	额定电流 Current	额定转速 Speed	效率 EFF.	功率因数 P.F.	额定转矩 RT	堵转转矩倍数	最大转矩倍数	堵转电流倍数
	kW	A	rpm	%		N·m	T_{st}/T_N	T_{max}/T_N	I_{st}/I_N
YE5-315S-8	55	110	745	94.9	0.80	700	2.0	1.6	9.5
YE5-315M-8	75	149	745	95.3	0.80	955	2.0	1.6	9.5
YE5-315L1-8	90	177	745	95.5	0.81	1146	2.0	1.6	9.5
YE5-315L2-8	110	216	745	95.7	0.81	1401	2.0	1.6	9.5
YE5-355M2-8	132	258	745	95.9	0.81	1681	2.0	1.6	9.5
YE5-355M3-8	160	308	745	96.1	0.82	2037	2.0	1.6	9.5
YE5-355L2-8	185	356	745	96.2	0.82	2356	2.0	1.6	9.5
YE5-355L3-8	200	385	745	96.3	0.82	2547	2.0	1.6	9.5
YE5-355L-8	220	434	745	96.3	0.80	2801	2.0	1.6	9.5
YE5-355L4-8	250	493	745	96.3	0.80	3183	2.0	1.6	9.5

外形及安装尺寸 External and mounting dimensions

IM B3

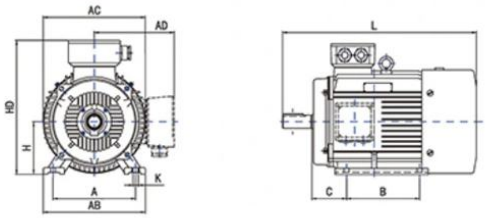

IM B35

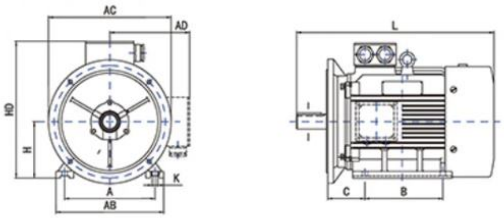

IM B5

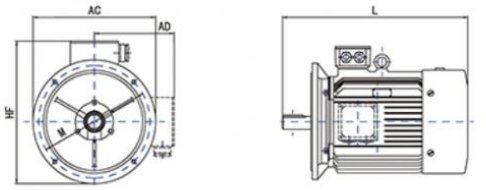

IM V1

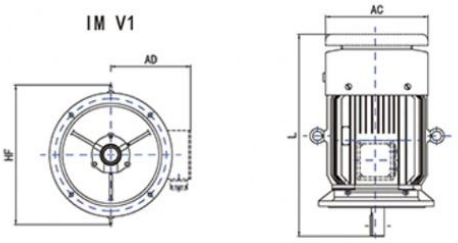

mm

机座 Frame	外形安装尺寸 External and mounting dimensions											L			
												2p		≥4p	
	A	B	C	H	K	AB	AC	AD	HD	HF1	HF2	其他	V1	其他	V1
80M	125	100	50	80	10	160	170	150	230	250	-	323	368	323	368
90S	140	100	56	90	10	176	185	153	243	253	-	386	431	386	431
90L	140	125	56	90	10	176	185	153	243	253	-	416	461	416	461
100L	160	140	63	100	12	200	220	180	280	305	292	427	472	427	472
112M	190	140	70	112	12	226	240	198	310	323	318	466	516	466	516
132S	216	140	89	132	12	262	300	225	357	375	394	521	576	521	576
132M	216	178	89	132	12	262	300	225	357	375	394	559	614	559	614
160M	254	210	108	160	14.5	314	340	265	425	440	457	718	778	718	778
160L	254	254	108	160	14.5	314	340	265	425	440	457	763	823	745	805
180M	279	241	121	180	14.5	349	385	285	465	460	494	798	858	785	845
180L	279	279	121	180	14.5	349	385	285	465	460	494	798	858	785	845
200L	318	305	133	200	18.5	390	430	315	515	515	544	878.5	948.5	878.5	948.8
225S	356	286	149	225	18.5	431	470	340	565	565	592	-	-	900	990
225M	356	311	149	225	18.5	431	470	340	565	565	592	890	980	920	1010
250M	406	349	168	250	24	484	510	390	640	665	688	1030	1135	1030	1135
280S	457	368	190	280	24	542	570	420	700	695	721	1049	1164	1049	1164
280M	457	419	190	280	24	542	570	420	700	695	721	1109	1224	1109	1224
315S	508	406	216	315	28	628	625	530	845	860	920	1202	1322	1232	1352
315M,L	508	457	216	315	28	628	625	530	845	860	920	1313	1433	1343	1463
315L2-4/L2-6	508	508	216	315	28	628	625	530	845	1040	920	-	-	1403	1523
355:M1-2/M2-2	610	630	254	355	28	726	700	640	995	1040	1140	1491	1631	-	-
355:M1-4/M2-4/M3-6/L1-6/L3-6	610	630	254	355	28	726	700	640	995	1040	1140	-	-	1621	1761
355:M1-6/M2-6	610	630	254	355	28	726	700	640	995	1040	1140	-	-	1521	1661
355:L1-2/L2-2	610	630	254	355	28	726	700	640	995	1040	1140	1591	1731	-	-
355:L1-4/L2-4/L3-4/L4-6	610	630	254	355	28	726	70	640	995	1040	1140	-	-	1671	1811

轴伸及法兰尺寸同 YE3 系列
Shaft and flange dimensions are the same as YE3 series

YVF2 / Series guide

Variable-frequency motors

Rated power	**0.55-315 kW**
Frame size	**H80-H355**
Rated voltage	**380 V**
Protection degree	**IP54**
Cooling method	**IC416**
Data sheet pages	**11-12**

The overview gives series ranges. See the following technical sheets for individual models, performance data and mounting dimensions.

YVF2 Series

Variable Frequency Asynchronous Motor

IC416

概述	Summary
机座号：H80~H355	Frame Size: H80~H355
额定功率：0.55~315kW	Rated Power: 0.55~315kW
额定电压：380V	Rated Voltage: 380V
极数：2~6 极	Poles: 2p,4p,6p
防护等级：IP54	Protection Degree: IP54
绝缘等级：F	Insulation Class: F
工作制：S1 连续工作制	Duty: S1
变频范围：恒转矩：3~50Hz 恒功率：2p：50~60Hz 4~6p：50~100Hz	Frequency range: constant torque: 3~50Hz constant power: 2p: 50~60Hz 4~6p: 50~100Hz
接 法： ≤55kW: Y; ＞55kW: △	Connection: ≤55kW: Y; ＞55kW: △
冷却风机电压：380V	Cool fan motor voltage：380V
编码器 ：根据用户要求安装	Encoder：accordingto customer's requirement
外形及安装尺寸同 YE3 电机	Mounting dimensions are same as YE3 series
因独立风机电机的长度增加ΔL	Motor length increase by ΔL because of cool fan

与变频电机配套的独立风机参数
Technical data of separately fan

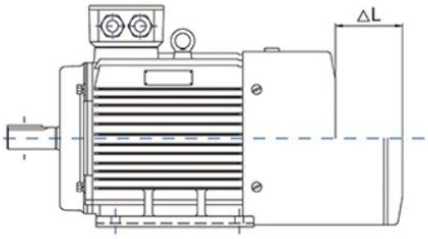

机座号 Frame size	80	90	100	112	132	160	180	200	225	250	280	315	355
风机功率 Fan power	30	30	50	50	50	80	80	200	200	250	250	370	550
ΔL (mm)	65	110	115	130	130	125	120	170	175	175	240	270	270

产品技术数据 Technical Data（380V/50Hz）

设计值 Design value

型号 Type	功率 Power kW	额定电流 Current A	额定转矩 RT N·m
YVF2-80M1-2	0.75	1.9	2.4
YVF2-80M2-2	1.1	2.7	3.5
YVF2-90S-2	1.5	3.5	4.8
YVF2-90L-2	2.2	4.9	7.0
YVF2-100L-2	3	6.4	9.5
YVF2-112M-2	4	8.3	12.7
YVF2-132S1-2	5.5	11.2	17.5
YVF2-132S2-2	7.5	14.9	23.9
YVF2-160M1-2	11	21.4	35.0
YVF2-160M2-2	15	28.9	47.8
YVF2-160L-2	18.5	35.4	58.9
YVF2-180M-2	22	41.8	70.0
YVF2-200L1-2	30	56.5	95.5
YVF2-200L2-2	37	69.3	118
YVF2-225M-2	45	83.8	143
YVF2-250M-2	55	101.9	175
YVF2-280S-2	75	138.1	239
YVF2-280M-2	90	165.2	287
YVF2-315S-2	110	199	350
YVF2-315M-2	132	238	420
YVF2-315L1-2	160	284.8	509
YVF2-315L2-2	200	355.2	637
YVF2-355M1-2	220	390.8	700
YVF2-355M2-2	250	444.1	796
YVF2-355L1-2	280	497.3	891
YVF2-355L2-2	315	559.5	1003
YVF2-80M1-4	0.55	1.6	3.5
YVF2-80M2-4	0.75	2.1	4.8
YVF2-90S-4	1.1	2.9	7.0
YVF2-90L-4	1.5	3.8	9.6
YVF2-100L1-4	2.2	5.2	14.0
YVF2-100L2-4	3	6.9	19.1
YVF2-112M-4	4	9	25.5
YVF2-132S-4	5.5	12	35.0
YVF2-132M-4	7.5	16	47.8
YVF2-160M-4	11	23	70.0
YVF2-160L-4	15	30.6	95.5
YVF2-180M-4	18.5	37	118

型号 Type	功率 Power kW	额定电流 Current A	额定转矩 RT N·m
YVF2-180L-4	22	43.7	140
YVF2-200L-4	30	59.1	191
YVF2-225S-4	37	71.7	236
YVF2-225M-4	45	86.7	287
YVF2-250M-4	55	105.5	350
YVF2-280S-4	75	141.3	478
YVF2-280M-4	90	167.1	573
YVF2-315S-4	110	201	700
YVF2-315M-4	132	241	840
YVF2-315L1-4	160	288	1019
YVF2-315L2-4	200	359.2	1273
YVF2-355M-4	250	449	1592
YVF2-355L1-4	280	502.9	1783
YVF2-355L2-4	315	565.7	2006
YVF2-90S-6	0.75	2.3	7.2
YVF2-90L-6	1.1	3.2	10.5
YVF2-100L-6	1.5	4.2	14.3
YVF2-112M-6	2.2	6	21.0
YVF2-132S-6	3	7.9	28.7
YVF2-132M1-6	4	10.1	38.2
YVF2-132M2-6	5.5	13.4	52.5
YVF2-160M-6	7.5	17.2	71.6
YVF2-160L-6	11	24.5	105
YVF2-180L-6	15	31.7	143
YVF2-200L1-6	18.5	39.7	177
YVF2-200L2-6	22	46.3	210
YVF2-225M-6	30	61.6	287
YVF2-250M-6	37	74.6	353
YVF2-280S-6	45	88	430
YVF2-280M-6	55	105.7	525
YVF2-315S-6	75	146.5	716
YVF2-315M-6	90	173.2	860
YVF2-315L1-6	110	210.7	1051
YVF2-315L2-6	132	249.4	1261
YVF2-355M1-6	160	301.4	1528
YVF2-355M2-6	200	375	1910
YVF2-355L1-6	220	413.5	2101
YVF2-355L2-6	250	469.9	2388



YBX3 / Series guide

High-efficiency flameproof motors

Rated power	**0.55-315 kW**
Frame size	**H80-H355**
Rated voltage	**380 / 660 V**
Protection degree	**IP55**
Cooling method	**IC411**
Data sheet pages	**13-14**

The overview gives series ranges. See the following technical sheets for individual models, performance data and mounting dimensions.

YBX3 Series

standard explosion-proof asynchronous Motor

IE3 GB3

IC411

概述	Summary
机座号：H80~H355	Frame Size: H80~H355
额定功率：0.55~315kW	Rated Power: 0.55~315kW
额定电压：380V,660V	Rated Voltage: 380V,660V
额定频率：50Hz	Rated Frequency: 50Hz
极数：2~8 极	Poles: 2p,4p,6p,8p
防护等级：IP55	Protection Degree: IP55
绝缘等级：F	Insulation Class: F
冷却方式：IC411	Cooling Method: IC411
工作制：S1 连续工作制	Duty: S1
能效等级：GB18613-2020 3 级	Efficiency Class: IEC60034-30-1:IE3
技术数据：同 YE3 系列	Technical data：the same as YE3 series

外形及安装尺寸 External and mounting dimensions

IM B3

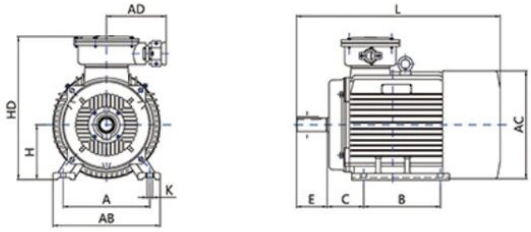

IM B35

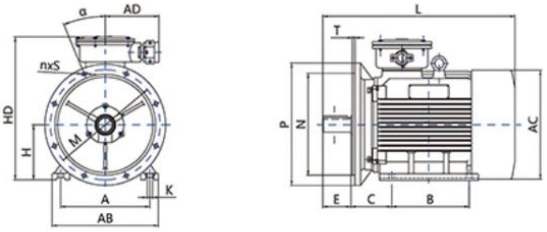

IM B5

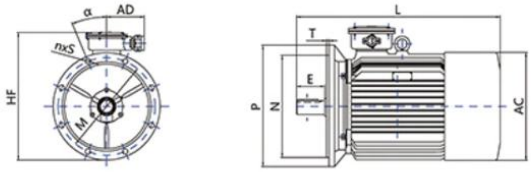

IM V1

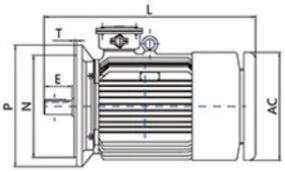

mm

机座 Frame	外形安装尺寸 External and mounting dimensions										进线口管螺纹 Pipe thread		L			
													2p		≥4p	
	A	B	C	H	K	AB	AC	AD	HD	HF	单口	双口	其他	V1	其他	V1
80M	125	100	50	80	10	165	165	180	320	340	M30*2		320	375	320	375
90S	140	100	56	90	10	180	180	180	350	360	M30*2		370	415	370	415
90L	140	125	56	90	10	180	180	180	350	360	M30*2		395	440	395	440
100L	160	140	63	100	12	200	205	180	400	425	M30*2		448	505	448	505
112M	190	140	70	112	12	245	230	200	420	435	M30*2		500	560	500	560
132S	216	140	89	132	12	280	270	200	450	470	M30*2	—	550	630	550	630
132M	216	178	89	132	12	280	270	200	450	470	M30*2		600	680	600	680
160M	254	210	108	160	14.5	330	325	220	520	535	M36*2		720	790	720	790
160L	254	254	108	160	14.5	330	325	220	520	535	M36*2		750	820	750	820
180M	279	241	121	180	14.5	355	360	220	550	545	M36*2		770	840	770	840
180L	279	279	121	180	14.5	355	360	220	550	545	M36*2		790	860	790	860
200L	318	305	133	200	18.5	390	400	250	645	645	M48*2	M48*2	840	910	840	910
225S	356	286	149	225	18.5	435	450	250	690	690	M48*2	M48*2	——		888	935
225M	356	311	149	225	18.5	435	450	250	690	690	M48*2	M48*2	888	950	918	980
250M	406	349	168	250	24	490	500	300	730	775	M64*2	M48*2	965	1055	965	1055
280S	457	368	190	280	24	545	560	300	810	825	M64*2	M48*2	1007	1100	1007	1100
280M	457	419	190	280	24	545	560	300	810	825	M64*2	M48*2	1072	1150	1072	1150
315S	508	406	216	315	28	640	630	400	1020	1035	M72*2	M64*2	1185	1340	1260	1370
315M	508	457	216	315	28	640	630	400	1020	1035	M72*2	M64*2	1305	1420	1380	1450
315L	508	508	216	315	28	640	630	400	1020	1035	M72*2	M64*2	1305	1510	1380	1530
355S	610	500	254	355	28	740	750	500	1080	1125	M72*2	M64*2	1415	1600	1485	1600
355M	610	560	254	355	28	740	750	500	1080	1125	M72*2	M64*2	1495	1600	1565	1600
355L	610	630	254	355	28	740	750	500	1080	1125	M72*2	M64*2	1645	1780	1675	1780

轴伸尺寸 Shaft dimensions

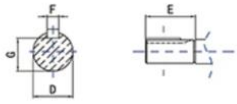

机座 Frame	级数 Poles	轴伸尺寸 Shaft dimensions			
		D	E	F	G
80	≥2	19	40	6	15.5
90	≥2	24	50	8	20
100	≥2	28	60	8	24
112	≥2	28	60	8	24
132	≥2	38	80	10	33
160	≥2	42	110	12	37
180	≥2	48	110	14	42.5
200	≥2	55	110	16	49
225	2	55	110	16	49

mm

机座 Frame	级数 Poles	轴伸尺寸 Shaft dimensions			
		D	E	F	G
225	≥4	60	140	18	53
250	2	60	140	18	53
	≥4	65	140	18	58
280	2	65	140	18	58
	≥4	75	140	20	67.5
315	2	65	140	18	58
	≥4	80	170	22	71
355	2	75	140	20	67.5
	≥4	95	170	25	86

法兰尺寸 Flange dimensions

IM B5

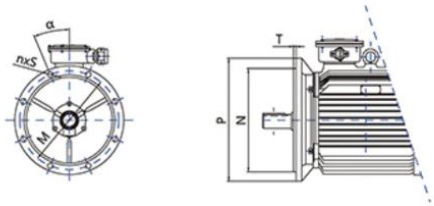

IM B14

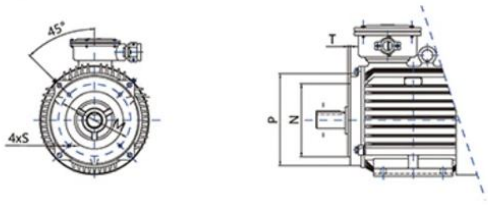

机座 Frame	凸缘号 Flange	B35、B5、V1 法兰					
		M	N	P	T	α	n*ΦS
80、90	FF165	165	130	200	3.5	45	4*12
100、112	FF215	215	180	250	4	45	4*14.5
132	FF265	265	230	300	4	45	4*14.5
160、180	FF300	300	250	350	5	45	4*18.5
200	FF350	350	300	400	5	45	4*18.5
225	FF400	400	350	450	5	22.5	8*18.5
250、280	FF500	500	450	550	5	22.5	8*18.5
315	FF600	600	550	660	6	22.5	8*24
355	FF740	740	680	800	6	22.5	8*24

mm

机座号 Frame	凸缘号 Flange	B34、B14 法兰				
		M	N	P	S	T
80	FT100	100	80	120	M6	3
90	FT115	115	95	140	M8	3
100、112	FT130	130	110	160	M8	3.5

YBX4 / Series guide

High-efficiency flameproof motors

Rated power	**0.55-315 kW**
Frame size	**H80-H355**
Rated voltage	**380 / 660 V**
Protection degree	**IP55**
Cooling method	**IC411**
Data sheet pages	**15-16**

The overview gives series ranges. See the following technical sheets for individual models, performance data and mounting dimensions.

YBX4 Series

High Efficiency explosion-proof asynchronous Motor

IE4 GB2

IC411

概述	Summary
机座号：H80~H355	Frame Size: H80~H355
额定功率：0.55~315kW	Rated Power: 0.55~315kW
额定电压：380V,660V	Rated Voltage: 380V,660V
额定频率：50Hz	Rated Frequency: 50Hz
极数：2~8 极	Poles: 2p,4p,6p,8p
防护等级：IP55	Protection Degree: IP55
绝缘等级：F	Insulation Class: F
冷却方式：IC411	Cooling Method: IC411
工作制：S1 连续工作制	Duty: S1
能效等级：GB18613-2020 2 级	Efficiency Class: IEC60034-30-1:IE4
技术数据：同 YE4 系列	Technical data：the same as YE4 series

外形及安装尺寸 External and mounting dimensions

IM B3

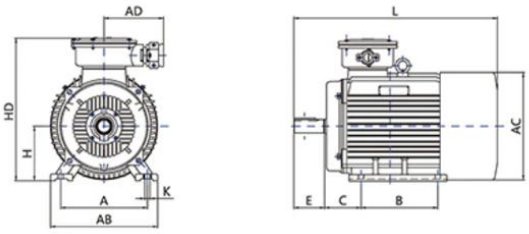

IM B35

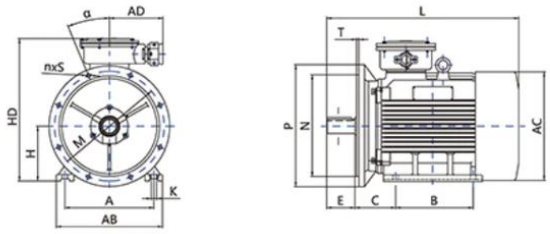

IM B5

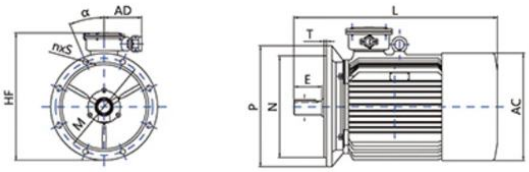

IM V1

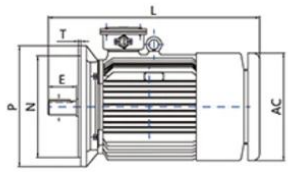

mm

机座 Frame	外形安装尺寸 External and mounting dimensions										进线口管螺纹 Pipe thread		L			
													2p		≥4p	
	A	B	C	H	K	AB	AC	AD	HD	HF	单口	双口	其他	V1	其他	V1
80M	125	100	50	80	10	160	167	223	304	323	M30*2		318	363	318	363
90S	140	100	56	90	10	176	183	235	326	335	M30*2		389	434	389	434
90L	140	125	56	90	10	176	183	235	326	335	M30*2		414	459	414	459
100L	160	140	63	100	12	200	205	251	352	376	M30*2		463	508	463	508
112M	190	140	70	112	12	240	220	251	364	376	M30*2		502	552	502	552
132S	216	140	89	132	12	276	260	279	412	429	M30*2		549	604	549	604
132M	216	178	89	132	12	276	260	279	412	429	M30*2	—	549	604	549	604
160M	254	210	108	160	14.5	324	315	326	487	501	M36*2		690	750	690	750
160L	254	254	108	160	14.5	324	315	326	487	501	M36*2		720	780	720	780
180M	279	241	121	180	14.5	349	358	347	528	522	M36*2		770	830	770	830
180L	279	279	121	180	14.5	349	358	347	528	522	M36*2		790	850	790	850
200L	318	305	133	200	18.5	388	398	377	578	577	M48*2		842	912	842	912
225S	356	286	149	225	18.5	431	446	397	623	622	M48*2		859	949	889	979
225M	356	311	149	225	18.5	431	446	397	623	622	M48*2		889	979	919	1009
250M	406	349	168	250	24	486	495	453	704	728	M64*2	M48*2	963	1068	963	1068
280S	457	368	190	280	24	542	547	483	764	758	M64*2	M48*2	1022	1137	1022	1137
280M	457	419	190	280	24	542	547	483	764	758	M64*2	M48*2	1077	1192	1077	1192
315S	508	406	216	315	28	628	620	593	909	923	M72*2	M64*2	1205	1325	1246	1366
315M	508	457	216	315	28	628	620	593	909	923	M72*2	M64*2	1325	1445	1366	1486
315L	508	508	216	315	28	628	620	593	904	923	M72*2	M64*2	1325	1445	1366	1486
355M	610	560	254	355	28	726	698	685	1041	1085	M72*2	M64*2	1558	1698	1588	1728
355L	610	630	254	355	28	726	698	685	1041	1085	M72*2	M64*2	1668	1808	1698	1838

轴伸及法兰尺寸同 YBX3 系列
Shaft and flange dimensions are the same as YE3 series

YBX5 / Series guide

High-efficiency flameproof motors

Rated power	**0.55-315 kW**
Frame size	**H80-H355**
Rated voltage	**380 / 660 V**
Protection degree	**IP55**
Cooling method	**IC411**
Data sheet pages	**17-18**

The overview gives series ranges. See the following technical sheets for individual models, performance data and mounting dimensions.

YBX5 Series

Premium Efficiency explosion-proof asynchronous Motor

IE5 GB1

IC411

概述	Summary
机座号：H80~H355	Frame Size: H80~H355
额定功率：0.55~315kW	Rated Power: 0.55~315kW
额定电压：380V,660V	Rated Voltage: 380V,660V
额定频率：50Hz	Rated Frequency: 50Hz
极数：2~8 极	Poles: 2p,4p,6p,8p
防护等级：IP55	Protection Degree: IP55
绝缘等级：F	Insulation Class: F
冷却方式：IC411	Cooling Method: IC411
工作制：S1 连续工作制	Duty: S1
能效等级：GB18613-2020 1 级	Efficiency Class: IEC60034-30-1:IE5
技术数据：同 YE5 系列	Technical data：the same as YE5 series

外形及安装尺寸 External and mounting dimensions

IM B3

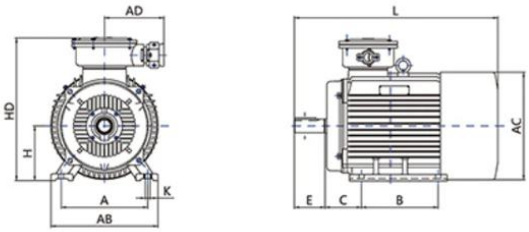

IM B35

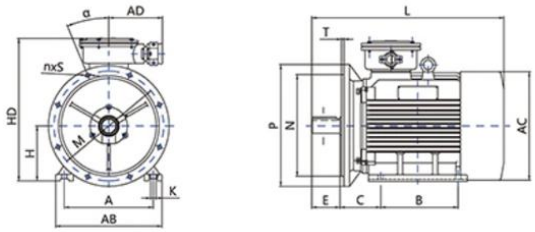

IM B5

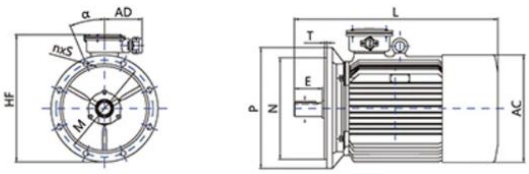

IM V1

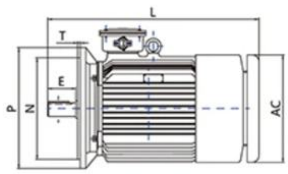

mm

机座 Frame	外形安装尺寸 External and mounting dimensions										L			
											2p		≥4p	
	A	B	C	H	K	AB	AC	AD	HD	HF	其他	V1	其他	V1
80M	125	100	50	80	10	160	167	180	292	312	353	398	353	398
90S	140	100	56	90	10	176	183	180	314	324	429	474	429	474
90L	140	125	56	90	10	176	183	180	314	324	459	504	429	504
100L	160	140	63	100	12	200	217	180	340	365	494	539	494	539
112M	190	140	70	112	12	240	237	199	381	394	514	564	514	564
132S	216	140	89	132	12	276	291	199	432	450	523	578	523	578
132M	216	178	89	132	12	276	291	199	432	450	558	613	558	613
160M	254	210	108	160	14.5	324	324	262	494	509	724	784	724	784
160L	254	254	108	160	14.5	324	324	262	494	509	764	824	764	824
180M	279	241	121	180	14.5	349	362	262	540	535	795	855	795	855
180L	279	279	121	180	14.5	349	362	262	540	535	830	890	830	890
200L	318	305	133	200	18.5	388	413	297	609	609	887	957	887	957
225S	356	286	149	225	18.5	431	459	297	656	656	------		947	1037
225M	356	311	149	225	18.5	431	459	297	656	656	952	1042	982	1072
250M	406	349	168	250	24	486	540	377	736	766	1036	1141	1036	1141
280S	457	368	190	280	24	542	595	377	805	800	1072	1187	1072	1187
280M	457	419	190	280	24	542	595	377	805	800	1137	1252	1137	1252
315S	508	406	216	315	28	628	620	505	900	915	1173	1293	1246	1366
315M	508	457	216	315	28	628	620	505	900	915	1333	1453	1246	1366
315L	508	508	216	315	28	628	620	505	900	915	1333	1453	1406	1526
355M	610	560	254	355	28	726	698	505	1032	1077	1598	1738	1628	1768
355L	610	630	254	355	28	726	698	505	1032	1077	1668	1808	1698	1838

轴伸及法兰尺寸同 YBX3 系列
Shaft and flange dimensions are the same as YE3 series

YBBP / Series guide

Variable-frequency explosion-proof motors

Rated power	**0.55-315 kW**
Frame size	**H80-H355**
Rated voltage	**380 / 660 V**
Protection degree	**IP55**
Cooling method	**IC416**
Data sheet pages	**19-19**

The overview gives series ranges. See the following technical sheets for individual models, performance data and mounting dimensions.

YBBP Series

Variable Frequency Explosion-proof Asynchronous Motor

IC416

概述	Summary
机座号：H80~H355	Frame Size: H80~H355
额定功率：0.55~315kW	Rated Power: 0.55~315kW
额定电压：380V,660V	Rated Voltage: 380V, 660V
极数：2~8 极	Poles: 2p,4p,6p,8p
防护等级：IP55	Protection Degree: IP55
绝缘等级：F	Insulation Class: F
工作制：S1 连续工作制	Duty: S1
变频范围：恒转矩：3~50Hz 恒功率：2p：50~60Hz； 4~8p：50~100Hz	Frequency range: constant torque: 3~50Hz constant power: 2p: 50~60Hz；4~8p: 50~100Hz
接 法： ≤55kW: Y； ＞55kW: △	Connection: ≤55kW: Y； ＞55kW: △
外形及安装尺寸同 YBX3 电机	Mounting dimensions are same as YBX3 series
因独立风机电机的长度增加ΔL	Motor length increase by ΔL because of cool fan

外形及安装尺寸 External and mounting dimensions

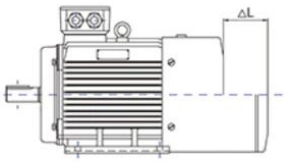

mm

机座号 Frame size	80	90	100	112	132	160	180	200	225	250	280	315	355
ΔL (mm)	125	105	110	110	100	70	90	125	130	155	175	105	100

YFB3 / Series guide

Dust explosion-proof motors

Rated power	**0.55-315 kW**
Frame size	**H80-H355**
Rated voltage	**380 / 660 V**
Protection degree	**IP65**
Cooling method	**IC411**
Data sheet pages	**20-20**

The overview gives series ranges. See the following technical sheets for individual models, performance data and mounting dimensions.

YFB3 Series

Dust xplosion-proof asynchronous Motor

IE3 GB2

IC411

概述	Summary
机座号：H80~H355	Frame Size: H80~H355
额定功率：0.55~315kW	Rated Power: 0.55~315kW
额定电压：380V,660V	Rated Voltage: 380V,660V
额定频率：50Hz	Rated Frequency: 50Hz
极数：2~8 极	Poles: 2p,4p,6p,8p
防护等级：IP65	Protection Degree: IP65
绝缘等级：F	Insulation Class: F
冷却方式：IC411	Cooling Method: IC411
工作制：S1 连续工作制	Duty: S1
防爆等级：ExtD A21	防爆等级：ExtD A21
技术数据：同 YE3 系列	Technical data：the same as YE3 series
能效等级：GB18613-2012 2 级	Efficiency Class: IEC60034-30-1:IE3
外形及安装尺寸同 YE3 电机	Mounting dimensions are same as YE3 series

Y / IP23 / Series guide

IP23 open drip-proof motors



Rated power	**5.5-560 kW**
Frame size	**H160-H400**
Rated voltage	**380 V**
Protection degree	**IP23**
Cooling method	**IC401**
Data sheet pages	**21-23**

The overview gives series ranges. See the following technical sheets for individual models, performance data and mounting dimensions.



IP23 Series

Open drop proof asynchronous Motor

IC401

概述	Summary
机座号：H160~H400	Frame Size: H160~H400
额定功率：5.5~560kW	Rated Power: 5.5~560kW
额定电压：380V	Rated Voltage: 380V
额定频率：50Hz	Rated Frequency: 50Hz
极数：2~8 极	Poles: 2p,4p,6p,8p
防护等级：IP23	Protection Degree: IP23
绝缘等级：F	Insulation Class: F
冷却方式：IC01	Cooling Method: IC01
工作制：S1 连续工作制	Duty: S1
安装方式：IMB3、IMB35	Structure： IMB3、IMB35

产品技术数据 Technical Data（380V/50Hz） **设计值 Design value**

型号 Type	功率 Power	额定电流 Current	额定转速 Speed	效率 EFF.	功率因数 P.F.	额定转矩 RT	堵转转矩倍数	最大转矩倍数	堵转电流倍数
	kW	A	rpm	%		N·m	T_{st}/T_N	T_{max}/T_N	I_{st}/I_N
2 极-同步转速 3000rpm-50Hz									
Y160M-2	15	29.4	2930	88.0	0.88	47.8	1.7	2.2	7.0
Y160L1-2	18.5	35.5	2930	89.0	0.89	58.9	1.8	2.2	7.0
Y160L2-2	22	42.0	2930	89.5	0.89	70.0	2.0	2.2	7.0
Y180M-2	30	57.2	2935	89.5	0.89	95.5	1.7	2.2	7.0
Y180L-2	37	69.8	2935	90.5	0.89	118	1.9	2.2	7.0
Y200M-2	45	84.4	2950	91.0	0.89	143	1.9	2.2	7.0
Y200L-2	55	103	2950	91.5	0.89	175	1.9	2.2	7.0
Y225M-2	75	140	2950	91.5	0.89	239	1.8	2.2	6.7
Y250S-2	90	167	2960	92.0	0.89	287	1.7	2.2	6.8
Y250M-2	110	201	2960	92.5	0.90	350	1.7	2.2	6.8
Y280M-2	132	241	2965	92.5	0.90	420	1.6	2.2	6.8
Y315S-2	160	292	2960	92.5	0.90	509	1.4	2.0	6.8
Y315M1-2	185	338	2960	92.5	0.90	589	1.4	2.0	6.8
Y315M2-2	200	363	2960	93.0	0.90	637	1.4	2.0	6.8
Y315M3-2	220	397	2960	93.5	0.90	700	1.4	2.0	6.8
Y315M4-2	250	460	2960	93.8	0.88	796	1.2	2.0	6.8
Y355M2-2	280	514	2980	94.0	0.88	891	1.0	1.8	6.5
Y355M3-2	315	572	2980	94.0	0.89	1003	1.0	1.8	6.5
Y355L1-2	355	643	2980	94.3	0.89	1130	1.0	1.8	6.5
4 极-同步转速 1500rpm-50Hz									
Y160M-4	11	22.5	1455	87.5	0.85	70.0	1.9	2.2	7.0
Y160L1-4	15	30.1	1455	88.0	0.86	95.5	2.0	2.2	7.0
Y160L2-4	18.5	36.7	1455	89.0	0.86	118	1.8	2.2	7.0
Y180M-4	22	43.4	1460	89.5	0.86	140	1.9	2.2	7.0
Y180L-4	30	57.9	1460	90.5	0.87	191	1.9	2.2	7.0
Y200M-4	37	71.4	1470	90.5	0.87	236	2.0	2.2	7.0
Y200L-4	45	85.9	1470	91.5	0.87	287	2.0	2.2	7.0
Y225M-4	55	104	1470	91.5	0.88	350	2.2	2.2	7.0

产品技术数据 Technical Data（380V/50Hz） 设计值 Design value

型号 Type	功率 Power kW	额定电流 Current A	额定转速 Speed rpm	效率 EFF. %	功率因数 P.F.	额定转矩 RT N·m	堵转转矩倍数 T_{st}/T_N	最大转矩倍数 T_{max}/T_N	堵转电流倍数 I_{st}/I_N
4 极-同步转速 1500rpm-50Hz									
Y250S-4	75	141	1480	92.0	0.88	478	2.0	2.2	6.7
Y250M-4	90	168	1480	92.5	0.88	573	2.2	2.2	6.7
Y280S-4	110	205	1480	92.5	0.88	700	1.7	2.2	6.7
Y280M-4	132	245	1480	93.0	0.88	840	1.8	2.2	6.8
Y315S-4	160	297	1480	93.0	0.88	1019	1.4	2.0	6.8
Y315M1-4	185	342	1480	93.5	0.88	1178	1.4	2.0	6.8
Y315M2-4	200	368	1480	93.8	0.88	1273	2.0	2.0	6.8
Y315M3-4	220	404	1480	94.0	0.88	1401	1.4	2.0	6.8
Y315M4-4	250	458	1480	94.3	0.88	1592	1.2	2.0	6.8
Y355M1-4	280	507	1485	94.3	0.89	1783	1.2	1.8	6.5
Y355M2-4	315	564	1485	94.3	0.90	2006	1.0	1.8	6.5
Y355L1-4	355	634	1485	94.5	0.90	2260	1.0	1.8	6.5
Y400S1-4	400	696	1485	96.0	0.91	2547	1.3	1.8	7.0
Y400L1-4	450	783	1485	96.0	0.91	2865	1.3	1.8	7.0
Y400L2-4	500	868	1485	96.2	0.91	3183	1.3	1.8	7.0
Y400L3-4	560	960	1485	96.3	0.92	3565	1.3	1.8	7.0
6 极-同步转速 1000rpm-50Hz									
Y160M-6	7.5	17.0	970	85.0	0.79	71.6	2.0	2.0	6.5
Y160L-6	11	24.8	970	86.5	0.78	105	2.0	2.0	6.5
Y180M-6	15	32.0	970	88.0	0.81	143	1.8	2.0	6.5
Y180L-6	18.5	38.3	970	88.5	0.83	177	1.8	2.0	6.5
Y200M-6	22	44.2	975	89.0	0.85	210	1.7	2.0	6.5
Y200L-6	30	59.9	975	89.5	0.85	287	1.7	2.0	6.5
Y225M-6	37	71.4	975	90.5	0.87	353	1.8	2.0	6.5
Y250S-6	45	87.4	980	91.0	0.86	430	1.8	2.0	6.5
Y250M-6	55	106	980	91.0	0.87	525	1.8	2.0	6.5
Y280S-6	75	143	985	91.5	0.87	716	1.8	2.0	6.5
Y280M-6	90	169	985	92.0	0.88	860	1.8	2.0	6.5
Y315S-6	110	207	980	93.0	0.87	1051	1.3	1.8	6.5
Y315M1-6	132	247	980	93.5	0.87	1261	1.3	1.8	6.5
Y315M2-6	160	298	980	93.8	0.87	1528	1.3	1.8	6.5
Y355M1-6	185	344	990	94.0	0.87	1767	1.1	1.8	6.0
Y355M2-6	200	372	990	94.0	0.87	1910	1.1	1.8	6.0
Y355M3-6	220	404	990	94.0	0.88	2101	1.1	1.8	6.0
Y355M4-6	250	458	990	94.3	0.88	2388	1.1	1.8	6.0
Y355L1-6	280	513	990	94.3	0.88	2674	1.1	1.8	6.0
Y400S1-6	315	566	990	95.0	0.89	3008	1.4	1.8	6.0
Y400S2-6	355	635	990	95.5	0.89	3390	1.4	1.8	6.0
Y400S3-6	400	715	990	95.5	0.89	3820	1.4	1.8	6.0
Y400L1-6	450	804	990	95.5	0.89	4298	1.4	1.8	6.0
Y400L2-6	500	891	990	95.8	0.89	4775	1.4	1.8	6.0
8 极-同步转速 750rpm-50Hz									
Y160M-8	5.5	13.7	720	83.5	0.73	70.0	2.0	2.0	6.0
Y160L-8	7.5	18.4	720	85.0	0.73	95.5	2.0	2.0	6.0
Y180M-8	11	26.1	725	86.5	0.74	140	1.8	2.0	6.0
Y180L-8	15	34.3	725	87.5	0.76	191	1.8	2.0	6.0
Y200M-8	18.5	40.7	725	88.5	0.78	236	1.7	2.0	6.0
Y200L-8	22	48.1	725	89.0	0.78	280	1.8	2.0	6.0
Y225M-8	30	62.9	735	89.5	0.81	382	1.7	2.0	6.0
Y250S-8	37	78.1	735	90.0	0.80	471	1.8	2.0	6.5
Y250M-8	45	94.4	735	90.5	0.80	573	1.8	2.0	6.0
Y280S-8	55	115	740	91.0	0.80	700	1.8	2.0	6.0
Y280M-8	75	154	740	91.5	0.81	955	1.8	2.0	6.0
Y315S-8	90	183	740	92.2	0.81	1146	1.3	1.8	6.0
Y315M1-8	110	222	740	92.8	0.81	1401	1.3	1.8	6.0
Y315M2-8	132	265	740	93.3	0.81	1681	1.3	1.8	6.0
Y355M2-8	160	321	740	93.5	0.81	2037	1.1	1.8	5.5
Y355M3-8	185	371	740	93.5	0.81	2356	1.1	1.8	5.5
Y355M4-8	200	401	740	93.5	0.81	2547	1.1	1.8	5.5
Y355L1-8	220	439	740	94.0	0.81	2801	1.1	1.8	5.5
Y355L2-8	250	512	740	94.0	0.79	3183	1.1	1.8	5.5
Y400S1-8	280	521	740	95.0	0.86	3565	1.4	1.8	7.0
Y400S2-8	315	583	740	95.5	0.86	4011	1.4	1.8	7.0
Y400S3-8	355	657	740	95.5	0.86	4520	1.4	1.8	7.0
Y400L1-8	400	740	740	95.5	0.86	5093	1.4	1.8	7.0
Y400L2-8	450	832	740	95.5	0.86	5730	1.4	1.8	7.0
Y400L3-8	500	922	740	95.8	0.86	6367	1.4	1.8	7.0

产品技术数据 Technical Data（380V/50Hz）

设计值 Design value

型号 Type	功率 Power	额定电流 Current	额定转速 Speed	效率 EFF.	功率因数 P.F.	额定转矩 RT	堵转转矩倍数	最大转矩倍数	堵转电流倍数
	kW	A	rpm	%		N·m	T_{st}/T_N	T_{max}/T_N	I_{st}/I_N
10 极-同步转速 600rpm-50Hz									
Y315S-10	55	123	590	91.5	0.74	875	1.2	1.8	5.5
Y315M1-10	75	165	590	92.0	0.75	1194	1.2	1.8	5.5
Y315M2-10	90	196	590	92.0	0.76	1433	1.2	1.8	5.5
Y355M2-10	110	232	590	92.5	0.78	1751	1.0	1.8	5.5
Y355M3-10	132	274	590	92.8	0.79	2101	1.0	1.8	5.5
Y355L1-10	160	332	590	92.8	0.79	2547	1.0	1.8	5.5
Y355L2-10	185	383	590	93.0	0.79	2945	1.0	1.8	5.5
Y400S1-10	200	403	590	94.2	0.80	3183	1.0	1.8	5.5
Y400S2-10	220	442	590	94.5	0.80	3502	1.0	1.8	5.5
Y400S3-10	250	502	590	94.5	0.80	3979	1.0	1.8	5.5
Y400S4-10	280	563	590	94.5	0.80	4457	1.0	1.8	5.5
Y400L1-10	315	630	590	95.0	0.80	5014	1.0	1.8	5.5
Y400L2-10	355	708	590	95.2	0.80	5650	1.0	1.8	5.5
Y400L3-10	400	798	590	95.2	0.80	6367	1.0	1.8	5.5
12 极-同步转速 500rpm-50Hz									
Y355M4-12	90	201	490	92.0	0.74	1719	1.0	1.8	5.5
Y355L1-12	110	241	490	92.3	0.75	2101	1.0	1.8	5.5
Y355L2-12	132	289	490	92.5	0.75	2521	1.0	1.8	5.5
Y400S1-12	160	349	490	94.0	0.74	3056	1.0	1.8	5.5
Y400S2-12	185	398	490	94.2	0.75	3534	1.0	1.8	5.5
Y400S3-12	200	429	490	94.5	0.75	3820	1.0	1.8	5.5
Y400L1-12	220	472	490	94.5	0.75	4202	1.0	1.8	5.5
Y400L2-12	250	536	490	94.5	0.75	4775	1.0	1.8	5.5
Y400L3-12	280	608	490	94.5	0.74	5348	1.0	1.8	5.5
Y400L4-12	315	684	490	94.5	0.74	6017	1.0	1.8	5.5

外形及安装尺寸 External and mounting dimensions

160~315

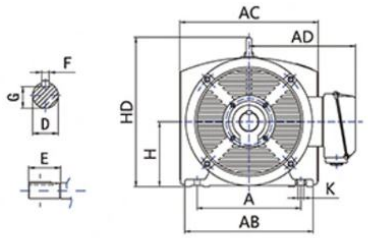

355~400

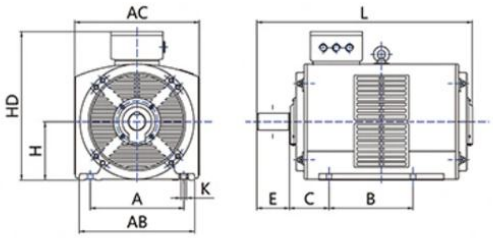

mm

机座 Frame	极数 Poles	安装及外形尺寸 Mounting and external dimensions													
		A	B	C	D	E	F	G	H	K	AB	AC	AD	HD	L
160M	≥2	254	210	108	48	110	14	42.5	160	14.5	330	380	290	440	676
160L			254												
180M	≥2	279	241	121	55	110	16	49	180	14.5	350	420	325	505	726
180L			279												
200M	≥2	318	267	133	60	140	18	53	200	18.5	400	465	350	570	820
200L			305												886
225M	2	356	311	149	60	140	18	53	225	18.5	450	520	395	640	880
	≥4				65			58							
250S	2	406	311	168	65	140	18	58	250	24	510	550	410	710	930
	≥4				75		20	67.5							
250M	2		349		65		18	58							960
	≥4				75		20	67.5							
280S	≥4	457	368	190	80	170	22	71	280	24	570	610	485	785	1090
280M	2		419		65	140	18	58							
	≥4				80	170	22	71							1140
315S	2	508	406	216	70	140	20	62.5	315	28	630	792	586	928	1130
	≥4				90	170	25	81							1160
315M	2		457		70	140	20	62.5							1240
	≥4				90	170	25	81							1270
355M	2	610	560	254	75	140	20	67.5	355	28	760	980	630	1120	1550
	≥4				100	210	28	90							1620
355L	2		630		75	140	20	67.5							1620
	≥4				100	210	28	90							1690
400S	≥4	686	560	280	120	210	32	109	400	35	850	880	440	1110	1430
400L	≥4		710				32								1630

Y2EJ / Series guide

Electromagnetic brake motors

Rated power	**0.55-45 kW**
Frame size	**H80-H225**
Rated voltage	**380 V**
Protection degree	**IP54**
Cooling method	**IC411**
Data sheet pages	**24-24**

The overview gives series ranges. See the following technical sheets for individual models, performance data and mounting dimensions.

Y2EJ Series

Electromagnetic Brake asynchronous Motor

IC411

概述	Summary
机座号：H80~H225	Frame Size: H80~H225
额定功率：0.55~45kW	Rated Power: 0.55~45kW
额定电压：380V	Rated Voltage: 380V
额定频率：50Hz	Rated Frequency: 50Hz
极数：2~8 极	Poles: 2p,4p,6p,8p
防护等级：IP54	Protection Degree: IP54
冷却方式：IC411	Cooling Method: IC411
技术数据：同 YE2 系列	Technical data：the same as YE2 series

产品技术数据 Technical Data（380V/50Hz） **设计值 Design value**

型号 Type	功率 Power				电机长度 Length	制动器参数 Techical data of brake				
	2p	4P	6P	8P		型号 TYPE	额定力矩 Torque	励磁功率 Power	工作气隙 Work gap	电压 Voltage
	kW	kW	kW	kW	mm		N.m	W	mm	V
Y2EJ80M1	0.75	0.55	—	—	390	SDZ1-08	7.5	40	0.3	99
Y2EJ80M2	1.1	0.75								
Y2EJ90S	1.5	1.1	0.75	—	420	SDZ1-15	15	50	0.4	99
Y2EJ90L	2.2	1.5	1.1		445					
Y2EJ100L1	3	2.2	1.5	—	480	SDZ1-30	30	65	0.4	99
Y2EJ100L2		3								
Y2EJ112M	4	4	2.2	—	510	SDZ1-40	40	70	0.5	170
Y2EJ132S1	5.5	5.5	3	2.2	585	SDZ1-80	80	95	0.5	170
Y2EJ132S2	7.5									
Y2EJ132M1	—	7.5	4	3	625					
Y2EJ132M2			5.5							
Y2EJ160M1	11	11	7.5	4	720	SDZ1-150	150	110	0.6	170
Y2EJ160M2	15			5.5						
Y2EJ160L	18.5	15	11	7.5	765					
Y2EJ180M	22	18.5	—	—	825	SDZ1-200	200	150	0.6	170
Y2EJ180L	—	22	15	11	875					
Y2EJ200L1	30	30	18.5	15	900	SDZ1-300	300	200	0.7	170
Y2EJ200L2	37		22							
Y2EJ225S	—	37	—	18.5	1000	SDZ1-450	450	200	0.7	170
Y2EJ225M	45	45	30	22	1030					

YL / Series guide

Dual-capacitor single-phase motors

Rated power	**0.55-7.5 kW**
Frame size	**H80-H132**
Rated voltage	**220 V**
Protection degree	**IP54**
Cooling method	**IC411**
Data sheet pages	**25-25**

The overview gives series ranges. See the following technical sheets for individual models, performance data and mounting dimensions.

YL Series

Two-value capacitor single phase asynchronous Motor

IC411

概述	Summary
机座号：H80~H132	Frame Size: H80~H132
额定功率：0.55~7.5kW	Rated Power: 0.55~7.5kW
额定电压：220V	Rated Voltage: 220V
额定频率：50Hz	Rated Frequency: 50Hz
极数：2~4 极	Poles: 2p,4p
防护等级：IP54	Protection Degree: IP54
技术数据：同 YE2 系列	Technical data：the same as YE2 series

引出线接法 Connection

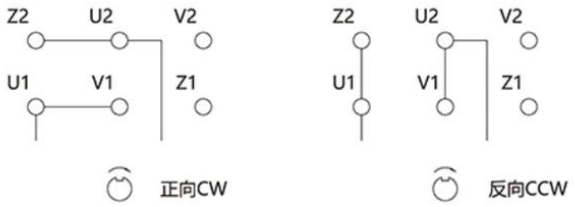

外形及安装尺寸 External and mounting dimensions

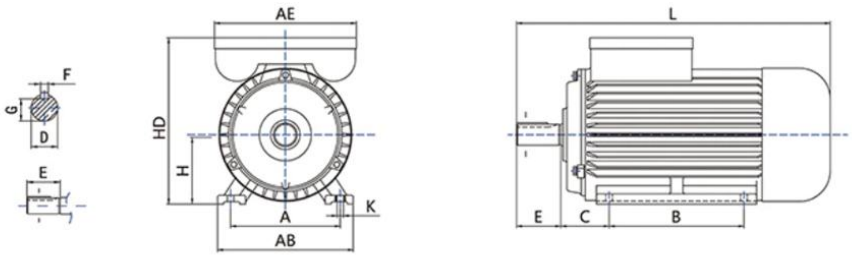

mm

机座号 Frame	外形及安装尺寸 External and installation dimensions													
	A	B	C	D	E	F	G	H	K	AB	AE	AD	HD	L
YL80	125	100	50	19	40	6	15.5	80	10	165	220	150	210	355
YL90S	140	100	56	24	50	8	20	90	10	180	240	160	250	380
YL90L	140	125	56	24	50	8	20	90	10	180	240	160	250	405
YL100L	160	140	63	28	60	8	24	100	12	205	260	180	265	455
YL112M	190	140	70	28	60	8	24	112	12	245	280	190	285	475
YL132S	216	140	89	38	80	10	33	132	12	280	300	210	335	550

Y3 / Series guide

High-power low-voltage motors

Rated power	**132-900 kW**
Frame size	**H355-H450**
Protection degree	**IP55**
Cooling method	**IC411**
Data sheet pages	**26-28**

The overview gives series ranges. See the following technical sheets for individual models, performance data and mounting dimensions.

Y3 Series

High power asynchronous Motor

IC411

概述	Summary
机座号：H355~H450	Frame Size: H355~H450
额定功率：132~900kW	Rated Power: 132~900kW
极数：2~12 极	Poles: 2p,4p,6p,8p,10p,12p
额定频率：50Hz	Rated Frequency: 50Hz
绝缘等级：F	Insulation Class: F
防护等级：IP55	Protection Degree: IP55
工作制：S1 连续工作制	Duty: S1
冷却方式：IC411	Cooling Method: IC411

产品技术数据 Technical Data（380V/50Hz） **设计值 Design value**

型号 Type	功率 Power	额定电流 Current		额定转速 Speed	效率 EFF.	功率因数 P.F.	额定转矩 RT	堵转转矩倍数	最大转矩倍数	堵转电流倍数
	kW	380V	660V	rpm	%		N·m	T_{st}/T_N	T_{max}/T_N	I_{st}/I_N
2 极-同步转速 3000rpm-50Hz										
Y3-3551-2	355	622		2980	96.4	0.90	1130	1.3	2.5	6.5
Y3-3552-2	400	701		2980	96.4	0.90	1273	1.3	2.5	6.5
Y3-3553-2	450	788		2980	96.4	0.90	1433	1.3	2.5	6.5
Y3-400M1-2	355	615		2980	96.4	0.91	1130	1.3	2.5	6.5
Y3-400M2-2	400	693		2980	96.4	0.91	1273	1.3	2.5	6.5
Y3-400M3-2	450	779		2980	96.4	0.91	1433	1.3	2.5	6.5
Y3-400L1-2	500	847		2980	96.5	0.93	1592	1.3	2.5	6.5
Y3-400L2-2	560		546	2980	96.5	0.93	1783	1.3	2.5	7.0
4 极-同步转速 1500rpm-50Hz										
Y3-3551-4	355	636		1490	96.3	0.88	2260	1.6	2.5	6.5
Y3-3552-4	400	717		1490	96.3	0.88	2547	1.6	2.5	6.5
Y3-3553-4	450	807		1490	96.3	0.88	2865	1.6	2.5	6.5
Y3-400M1-4	355	629		1490	96.3	0.89	2260	1.6	2.5	6.5
Y3-400M2-4	400	709		1490	96.3	0.89	2547	1.6	2.5	6.5
Y3-400M3-4	450	798		1490	96.3	0.89	2865	1.6	2.5	6.5
Y3-400L1-4	500	876		1490	96.4	0.90	3183	1.6	2.5	6.5
Y3-400L2-4	560		565	1490	96.4	0.90	3565	1.6	2.5	6.5
Y3-4501-4	630		635	1490	96.5	0.90	4011	1.4	2.5	6.5
Y3-4502-4	710		715	1490	96.5	0.90	4520	1.4	2.5	6.5
Y3-4503-4	800		805	1490	96.6	0.90	5093	1.4	2.5	6.5
Y3-4504-4	900		906	1490	96.6	0.90	5730	1.4	2.5	6.5
6 极-同步转速 1000rpm-50Hz										
Y3-3551-6	280	540		990	96.0	0.82	2674	1.8	2.5	6.5
Y3-3552-6	315	608		990	96.0	0.82	3008	1.8	2.5	6.5
Y3-3553-6	355	685		990	96.0	0.82	3390	1.8	2.5	6.5
Y3-400M1-6	280	506		990	95.5	0.88	2674	1.8	2.5	7.0
Y3-400M2-6	315	567		990	96.0	0.88	3008	1.8	2.5	7.0
Y3-400M3-6	355	638		990	96.0	0.88	3390	1.8	2.5	7.0
Y3-400L2-6	400	718		990	96.2	0.88	3820	1.8	2.5	7.0
Y3-400L3-6	450	808		990	96.2	0.88	4298	1.8	2.5	7.0

产品技术数据 Technical Data（380V/50Hz） **设计值 Design value**

型号 Type	功率 Power	额定电流 Current		额定转速 Speed	效率 EFF.	功率因数 P.F.	额定转矩 RT	堵转转矩倍数	最大转矩倍数	堵转电流倍数
	kW	380V	660V	rpm	%		N·m	T_{st}/T_N	T_{max}/T_N	I_{st}/I_N
6 极-同步转速 1000rpm-50Hz										
Y3-4501-6	500	918		995	96.2	0.86	4775	1.6	2.4	6.5
Y3-4502-6	560		592	995	96.2	0.86	5348	1.6	2.4	6.5
Y3-4503-6	630		666	995	96.2	0.86	6017	1.6	2.4	6.5
Y3-4504-6	710		751	995	96.2	0.86	6781	1.6	2.4	6.5
8 极-同步转速 750rpm-50Hz										
Y3-3551-8	220	439		740	95.2	0.80	2801	1.6	2.5	6.5
Y3-3552-8	250	499		740	95.2	0.80	3183	1.6	2.5	6.5
Y3-3553-8	315	628		740	95.2	0.80	4011	1.6	2.5	6.5
Y3-400M1-8	250	469		740	95.2	0.85	3183	1.6	2.5	7.0
Y3-400M2-8	280	526		740	95.2	0.85	3565	1.6	2.5	7.0
Y3-400L1-8	315	591		740	95.2	0.85	4011	1.6	2.5	7.0
Y3-400L2-8	355	664		740	95.6	0.85	4520	1.6	2.4	7.0
Y3-400L3-8	400	748		740	95.6	0.85	5093	1.6	2.4	7.0
Y3-4501-8	400	775		745	95.6	0.82	5093	1.6	2.4	6.0
Y3-4502-8	450	869		745	96.0	0.82	5730	1.6	2.4	6.0
Y3-4503-8	500	963		745	96.2	0.82	6367	1.6	2.4	6.0
Y3-4504-8	560		621	745	96.2	0.82	7131	1.6	2.4	6.0
10 极-同步转速 600rpm-50Hz										
Y3-3551-10	185	402		595	94.7	0.74	2945	1.4	2.5	6.0
Y3-3552-10	200	434		595	94.7	0.74	3183	1.4	2.5	6.0
Y3-3553-10	250	542		595	94.7	0.74	3979	1.4	2.5	6.0
Y3-400M1-10	160	326		595	94.5	0.79	2547	1.4	2.5	6.0
Y3-400M2-10	185	377		595	94.5	0.79	2945	1.4	2.5	6.0
Y3-400M3-10	200	406		595	94.7	0.79	3183	1.4	2.5	6.0
Y3-400L1-10	250	508		595	94.7	0.79	3979	1.4	2.5	6.0
Y3-400L2-10	280	567		595	95.0	0.79	4457	1.4	2.5	6.0
Y3-400L3-10	315	629		595	95.1	0.80	5014	1.4	2.5	6.0
Y3-400L4-10	355	709		595	95.1	0.80	5650	1.3	2.5	6.0
Y3-4501-10	355	724		595	95.5	0.78	5650	1.3	2.5	6.0
Y3-4502-10	400	815		595	95.6	0.78	6367	1.3	2.5	6.0
Y3-4503-10	450	917		595	95.6	0.78	7163	1.3	2.5	6.0
12 极-同步转速 500rpm-50Hz										
Y3-3551-12	132	292		495	94.0	0.73	2521	1.2	2.4	6.0
Y3-3552-12	160	354		495	94.0	0.73	3056	1.2	2.4	6.0
Y3-3553-12	185	410		495	94.0	0.73	3534	1.2	2.4	6.0
Y3-400M1-12	132	292		495	94.0	0.73	2521	1.2	2.4	6.0
Y3-400M2-12	160	354		495	94.0	0.73	3056	1.2	2.4	6.0
Y3-400M3-12	185	410		495	94.0	0.73	3534	1.2	2.4	6.0
Y3-400L1-12	200	443		495	94.0	0.73	3820	1.2	2.4	6.0
Y3-400L2-12	250	554		495	94.0	0.73	4775	1.2	2.4	6.0
Y3-400L3-12	280	603		495	94.0	0.75	5348	1.2	2.4	6.0
Y3-4501-12	315	681		495	95.0	0.74	6017	1.1	2.4	6.0
Y3-4502-12	355	767		495	95.0	0.74	6781	1.1	2.4	6.0
Y3-4503-12	400	865		495	95.0	0.74	7640	1.1	2.4	6.0

外形及安装尺寸 External and mounting dimensions

IM B3

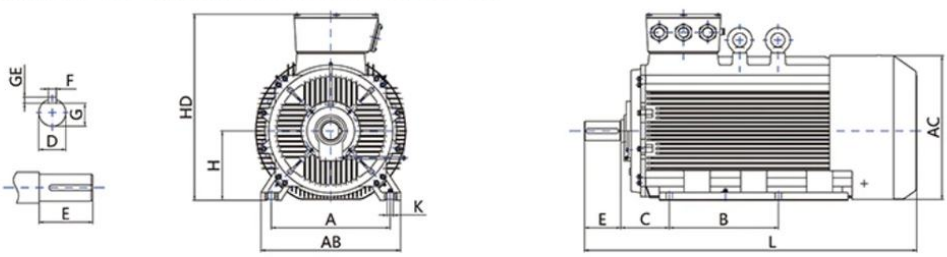

mm

机座号 Frame	极数 Poles	安装尺寸 installation dimensions									外形尺寸 External dimensions				
		A	B	C	D	E	F	G	H	K	AB	AC	HD	HF	L
355	2	630	800	224	80	170	22	71	355	35	760	770	1130	1220	1870
	≥4				110	210	28	100							1920
400M 400L	2	686	630 710	280	85	170	22	76	400	35	806	856	1090	1255	1880
400M 400L	≥4	686	630 710	280	110	210	28	100	400	35	806	856	1090	1255	1920
450	2	800	1000	250	95	170	25	86	450	42	990	960	1380	1500	2070
	≥4				130	210	32	119							2110

IM B35

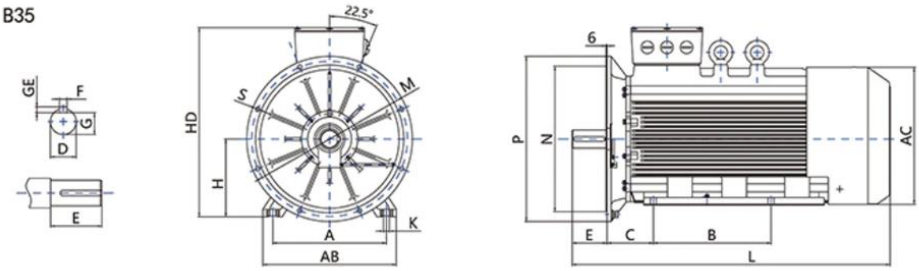

mm

机座号 Frame	极数 Poles	安装尺寸 installation dimensions									外形尺寸 External dimensions				
		A	B	C	H	K	M	N	P	S	AB	AC	HD	HF	L
355	2	630	800	224	355	35	840	780	900	24	760	770	1130	1220	1870
	≥4														1920
400M 400L	2	686	630 710	280	400	35	940	880	1000	28	806	856	1090	1255	1880
400M 400L	≥4	686	630 710	280	400	35	940	880	1000	28	806	856	1090	1255	1920
450	2	800	1000	250	450	42	1080	1000	1150	28	990	960	1380	1500	2070
	≥4														2110

IM V1

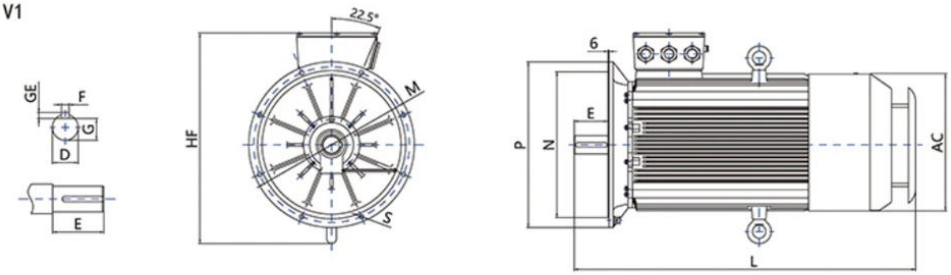

mm

机座号 Frame	极数 Poles	安装尺寸 installation dimensions										外形尺寸 External dimensions				
		D	E	F	G	H	K	M	N	P	S	AB	AC	HD	HF	L
355	2	80	170	22	71	355	35	840	780	900	24	760	770	1130	1220	1920
	≥4	110	210	28	100											1970
400M 400L	2	85	170	22	76	400	35	940	880	1000	28	806	856	1090	1255	1960
400M 400L	≥4	110	210	28	100	400	35	940	880	1000	28	806	856	1090	1255	2025
450	2	95	170	25	86	450	42	1080	1000	1150	28	990	960	1380	1500	2120
	≥4	130	210	32	119											2160

YVF3 / Series guide

High-power variable-frequency motors

Rated power	**250-900 kW**
Frame size	**H355-H450**
Rated voltage	**380 / 660 V**
Protection degree	**IP54**
Cooling method	**IC416**
Data sheet pages	**29-29**

The overview gives series ranges. See the following technical sheets for individual models, performance data and mounting dimensions.

YVF3 Series

High power VFD asynchronous Motor

IC416

概述	Summary
机座号：H355~H450	Frame Size: H355~H450
额定功率：250~900kW	Rated Power: 250~900kW
极数：4~8 极	Poles: 4p,6p,8p
防护等级：IP54	Protection Degree: IP54
绝缘等级：F	Insulation Class: F
额定电压：380V、660V	Rated Voltage: 380V、660V
变频范围：恒转矩：25~50Hz 恒功率：4p：50~75Hz 6~8p：50~100Hz	Frequency range: constant torque: 25~50Hz constant power: 4p: 50~75Hz 6~8p: 50~100Hz
外形及安装尺寸同 Y3 低压大功率电机	Mounting dimensions are same as Y3 big power series
因独立风机电机的长度增加ΔL	Motor length increase by ΔL because of cool fan

产品技术数据 Technical Data（380V/50Hz）

型号 Type	功率 Power	额定电流 Current		额定转矩 RT	电机长度 Length
	kW	380V	660V	N·m	mm
YVF3-3551-4	355	636		2260	2145
YVF3-3552-4	400	717		2547	2145
YVF3-3553-4	450	807		2865	2145
YVF3-400M1-4	355	636		2260	2150
YVF3-400M2-4	400	717		2547	2150
YVF3-400M3-4	450	807		2865	2150
YVF3-400L1-4	500	896		3183	2150
YVF3-400L2-4	560		571	3565	2150
YVF3-4501-4	630		642	4011	2400
YVF3-4502-4	710		723	4520	2400
YVF3-4503-4	800		805	5093	2400
YVF3-4504-4	900		906	5730	2400
YVF3-3551-6	280	540		2674	2145
YVF3-3552-6	315	608		3008	2145
YVF3-3553-6	355	685		3390	2145
YVF3-400M1-6	280	540		2674	2150
YVF3-400M2-6	315	608		3008	2150
YVF3-400M3-6	355	685		3390	2150

设计值 Design value

型号 Type	功率 Power	额定电流 Current		额定转矩 RT	电机长度 Length
	kW	380V	660V	N·m	mm
YVF3-400L1-6	400	761		3820	2150
YVF3-400L2-6	450	856		4298	2150
YVF3-4501-6	500	949		4775	2400
YVF3-4502-6	560		605	5348	2400
YVF3-4503-6	630		680	6017	2400
YVF3-4504-6	710		766	6781	2400
YVF3-3551-8	250	499		3183	2145
YVF3-3552-8	280	559		3565	2145
YVF3-3553-8	315	628		4011	2145
YVF3-400M1-8	250	499		3183	2150
YVF3-400M2-8	280	559		3565	2150
YVF3-400L1-8	315	628		4011	2150
YVF3-400L2-8	355	705		4520	2150
YVF3-400L3-8	400	795		5093	2150
YVF3-4501-8	400	795		5093	2400
YVF3-4502-8	450	869		5730	2400
YVF3-4503-8	500	963		6367	2400
YVF3-4504-8	560		621	7131	2400

YE3 / Series guide

Compressor motors

Rated power	**11-200 kW**
Frame size	**H132-H315**
Rated voltage	**380 V**
Protection degree	**IP54 / IP55**
Cooling method	**IC411**
Data sheet pages	**30-30**

The overview gives series ranges. See the following technical sheets for individual models, performance data and mounting dimensions.

YE3 Series

Motor for screw compressor

IE3 GB3

IC411

概述	Summary
机座号：H132~H315	Frame Size: H132~H315
额定功率：11~200kW	Rated Power: 11~200kW
额定电压/频率：380V/50Hz	Rated Voltage/ Frequency: 380V/50Hz
防护等级：IP54,IP55	Protection Degree: IP54,IP55
绝缘等级：F	Insulation Class: F
冷却方式：IC411	Cooling Method: IC411
能效等级：GB18613-2020 3 级	Efficiency Class: IEC60034-30-1: IE3
外形及安装尺寸同 YE3 电机	Mounting dimensions are same as YE3 series

产品技术数据 Technical Data（380V/50Hz，SF1.2） **设计值 Design value**

型号 Type	功率 Power	最大电流 Current	额定转速 Speed	效率 EFF.	功率因数 P.F.	额定转矩 RT	堵转转矩倍数	最大转矩倍数	堵转电流倍数
	kW	A	rpm	%		N·m	T_{st}/T_N	T_{max}/T_N	I_{st}/I_N
2 极-同步转速 3000rpm-50Hz									
YE3-132S1-2	5.5	12.8	2925	89.2	0.88	17.5	2.0	2.3	9.8
YE3-132S2-2	7.5	17.2	2925	90.1	0.88	23.9	2.0	2.3	9.4
YE3-160M1-2	11	24.7	2950	91.2	0.89	35.0	2.0	2.3	9.6
YE3-160M2-2	15	33.4	2950	91.9	0.89	47.8	2.0	2.3	9.6
YE3-160L-2	18.5	41.0	2950	92.4	0.89	58.9	2.0	2.3	9.7
YE3-160L2-2	22	48.6	2950	92.7	0.89	70.0	2.0	2.3	9.7
YE3-180M-2	22	48.6	2960	92.7	0.89	70.0	2.0	2.3	9.7
YE3-180L-2	30	65.9	2965	93.3	0.89	95.5	2.0	2.3	9.1
YE3-180L2-2	37	80.9	2960	93.7	0.89	118	2.0	2.1	9.1
YE3-200L1-2	30	65.9	2965	93.3	0.89	95.5	2.0	2.3	9.1
YE3-200L2-2	37	80.9	2965	93.7	0.89	118	2.0	2.3	9.1
YE3-200L3-2	45	97.0	2965	94.0	0.90	143	2.0	2.3	9.2
YE3-225M-2	45	97.0	2965	94.0	0.90	143	2.0	2.3	9.2
YE3-225M1-2	55	118	2965	94.3	0.90	175	2.0	2.3	9.2
YE3-250M-2	55	118	2970	94.3	0.90	175	2.0	2.3	9.2
YE3-250M1-2	75	160	2970	94.7	0.90	239	2.2	2.3	8.6
YE3-250M2-2	90	192	2970	95.0	0.90	287	2.0	2.1	8.6
YE3-280S-2	75	160	2975	94.7	0.90	239	1.8	2.3	8.6
YE3-280M-2	90	192	2975	95.0	0.90	287	1.8	2.3	8.6
YE3-280M1-2	110	234	2975	95.2	0.90	350	2.0	2.3	8.6
YE3-280M2-2	132	280	2975	95.4	0.90	420	2.0	2.3	8.6
YE3-315S-2	110	234	2980	95.2	0.90	350	1.8	2.3	8.6
YE3-315M-2	132	280	2980	95.4	0.90	420	1.8	2.3	8.6
YE3-315L1-2	160	335	2980	95.6	0.91	509	1.8	2.3	8.7
YE3-315L2-2	200	418	2980	95.8	0.91	637	1.8	2.2	8.7
4 极-同步转速 1500rpm-50Hz									
YE3-225S-4	37	90.5	1480	93.9	0.86	236	2.0	2.3	8.9
YE3-250M-4	55	134	1485	94.6	0.86	350	2.2	2.3	8.9
YE3-280S-4	75	177	1485	95.0	0.88	478	2.0	2.0	8.4
YE3-280M-4	90	212	1485	95.2	0.88	573	2.0	2.0	8.4
YE3-315M-4	132	306	1485	95.6	0.89	840	2.0	2.2	8.5
YE3-315L-4	185	423	1485	96.0	0.90	1178	2.0	2.2	8.6

YE3 / Series guide

High-temperature smoke extraction motors

Rated power	**0.75-315 kW**
Frame size	**H80-H355**
Rated voltage	**380 V**
Protection degree	**IP55**
Cooling method	**IC410**
Data sheet pages	**31-31**

The overview gives series ranges. See the following technical sheets for individual models, performance data and mounting dimensions.

YE3 Series

Smoke extraction asynchronous Motor

GB3

IC410

概述	Summary
机座号：H80~H355	Frame Size: H80~H355
额定功率：0.75~315kW	Rated Power: 0.75~315kW
额定电压频率：380V/50Hz	Rated Voltage and Frequency: 380V/50Hz
防护等级：IP55	Protection Degree:IP55
绝缘等级：H	Insulation Class: H
工作制：S1：40℃；　S2：200℃/2 小时	Duty: S1：40℃；　S2：200℃/2 hours
性能参数：同 YE3 系列	Performance parameters: same as YE3 series

外形及安装尺寸 External and mounting dimensions

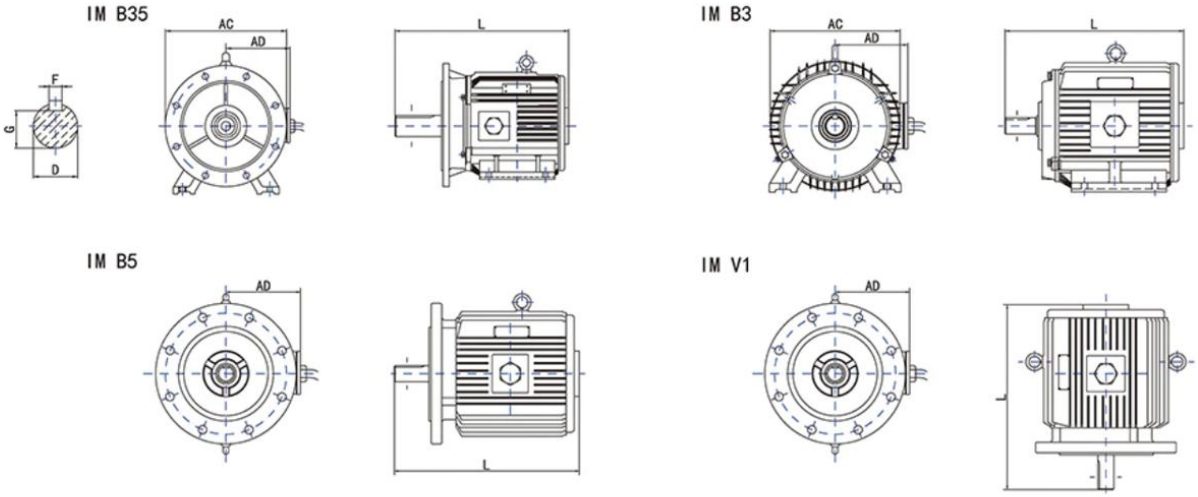

mm

机座号 Frame	极数 Poles	AC	AD	L
80M	≥2	170	104	265
90S	≥2	185	114	310
90L	≥2	185	114	340
100L	≥2	210	134	390
112M	≥2	225	137	420
132S	≥2	260	157	450
132M	≥2	260	157	485
160M	≥2	320	203	585
160L	≥2	320	203	615
180M	≥2	360	228	630
180L	≥2	360	228	680
200L	≥2	400	236	690

机座号 Frame	极数 Poles	AC	AD	L
225S	≥4	450	266	730
225M	2	450	266	730
225M	≥4	450	266	760
250M	≥2	490	282	815
280S	≥2	550	322	875
280M	≥2	550	322	925
315S	2	625	399	1070
315S	≥4	625	399	1100
315M、L	2	625	399	1180
315M、L	≥4	625	399	1210
355M、L	2	700	499	1360
355M、L	≥4	700	499	1390

YE3 / Series guide

Cooling tower motors

Rated power	**4-90 kW**
Frame size	**H112-H280**
Rated voltage	**380 V**
Protection degree	**IP55**
Cooling method	**IC410**
Data sheet pages	**32-32**

The overview gives series ranges. See the following technical sheets for individual models, performance data and mounting dimensions.

YE3 Series

Cooling water asynchronous Motor

IC410

概述	Summary
机座号：H112~H280	Frame Size: H112~H280
额定功率：4~90kW	Rated Power: 4~90kW
额定电压频率：380V/50Hz	Rated Voltage and Frequency: 380V/50Hz
极数：4~6 极	Poles: 4p,6p
防护等级：IP55	Protection Degree: IP55
绝缘等级：F	Insulation Class: F
冷却方式：IC410	Cooling Method: IC410
性能参数：同 YE3 系列	Performance parameters: same as YE3 series
安装尺寸：除下表所列参数外同 YE3 系列	Installation dimensions: same as YE3 series except the next table

外形及安装尺寸 External and mounting dimensions

IM B35

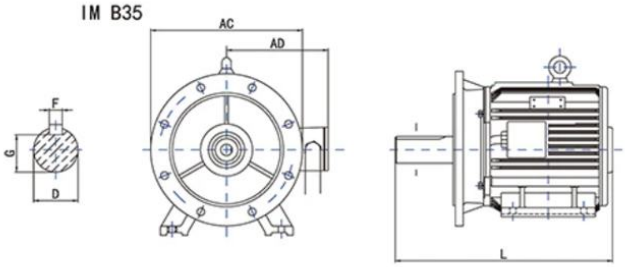

IM V1

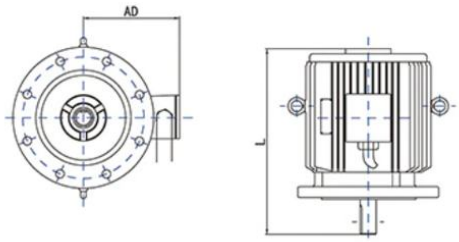

mm

机座号 Frame	AC	AD	L
112M	225	183	420
132S	260	203	450
132M	260	203	485
160M	320	255	585
160L	320	255	615
180M	360	280	630
180L	360	280	680

机座号 Frame	AC	AD	L
200L	400	293	690
225S	450	323	730
225M	450	323	760
250M	490	352	815
280S	550	402	875
280M	550	402	925

YE3 / Series guide

Gear reducer motors

Rated power	**0.12-90 kW**
Frame size	**H63-H280**
Rated voltage	**380 V**
Protection degree	**IP54**
Cooling method	**IC411**
Data sheet pages	**33-34**

The overview gives series ranges. See the following technical sheets for individual models, performance data and mounting dimensions.

YE3 Series

Gear reducer asynchronous Motor

IC411

概述	Summary
机座号：H63~H280	Frame Size: H63~H280
额定功率：0.12~90kW	Rated Power: 0.12~90kW
额定电压频率：380V/50Hz	Rated Voltage and Frequency: 380V/50Hz
极数：4 极	Poles: 4p
防护等级：IP54	Protection Degree: IP54
技术数据：同 YE3 系列	Technical data：the same as YE3 series

外形及安装尺寸 External and mounting dimensions

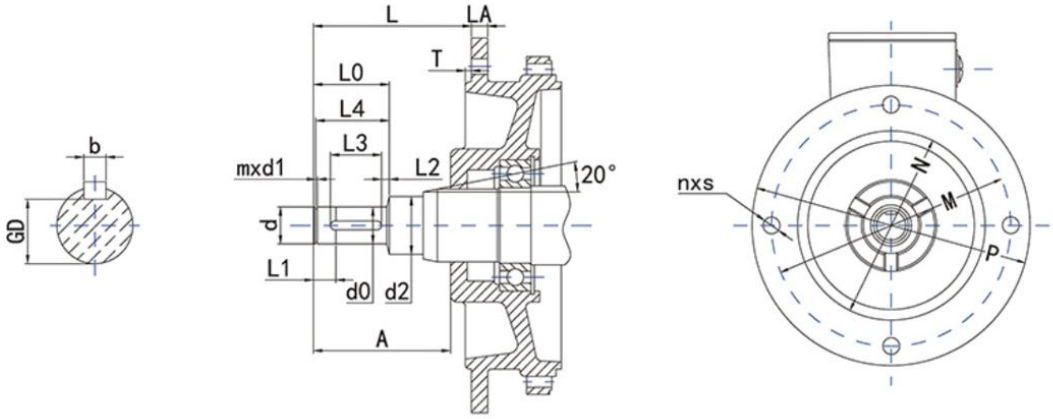

减速机电机接口尺寸表(一)
Interface dimensions of reducer motor (Ⅰ)

mm

法兰规格 Flange	P	M	N	T	LA	S	n
			j6				
Φ120	Φ120	Φ100	Φ80	3	8	Φ6.6	4
Φ160	Φ160	Φ130	Φ110	3.5	10	Φ9	4
Φ200	Φ200	Φ165	Φ130	3.5	12	Φ11	4
Φ250	Φ250	Φ215	Φ180	4	15	Φ14	4
Φ300	Φ300	Φ265	Φ230	4	16	Φ14	4
Φ350	Φ350	Φ300	Φ250	5	18	Φ18	4
Φ400	Φ400	Φ350	Φ300	5	20	Φ18	8
Φ450	Φ450	Φ400	Φ350	5	22	Φ18	8
Φ550	Φ550	Φ500	Φ450	5	25	Φ18	8

减速机电机接口尺寸表(二)
Interface dimensions of reducer motor (Ⅱ)

mm

机座号 Frame	功率 Power	法兰 Flange	轴伸 Shaft			导向 Guide		圆角 fillet	过渡 transit	卡簧槽 Spring slot			键槽 Keyway			
		P	L	L0	d0	d	L1	R	d2	L4	m	d1	L2	L3	GD	b
	KW				n6	d9				+0.1	H13 -0.14	h12			-0.1	N9
H63M2-4	0.18	Φ120	36	18.5	Φ10	Φ10	4	0.5	Φ14	17	1.1	Φ9.6	3.5	12	8.6	2
H71M1-4	0.25	Φ160	41.5													
H71M2-4	0.37	Φ200	47.5													
H80M1-4 H80M1-4	0.55 0.75	Φ120	36	20.5	Φ12	Φ12	4.5	0.6	Φ17	19	1.1	Φ11.5	3.5	14	10	3
		Φ160	41.5													
		Φ200	47.5													
		Φ250	52.5													
		Φ300	62													
H90S-4 H90L-4	1.1 1.5	Φ120	36	22.5	Φ14	Φ14	6.5	0.8	Φ20	21	1.1	Φ13.4	5.5	14	12	3
		Φ160	41.5													
		Φ200	49.5													
		Φ250	53.5													
		Φ300	62													
H100L1-4 H100L2-4	2.2 3	Φ120	36	26	Φ16	Φ16	6	1	Φ22	24	1.1	Φ15.2	5	18	13.4	4
		Φ160	44													
		Φ200	52													
		Φ250	56													
		Φ300	62													
		Φ350	68													
H112M-4	4	Φ160	44	29	Φ18	Φ18	6	1.2	Φ25	27.2	1.3	Φ17	5	20	15.4	4
		Φ200	53													
		Φ250	58													
		Φ300	63													
		Φ350	69													
H132S-4 H132M-4	5.5 7.5	Φ160	44	36	Φ22	Φ22	8.5	1.5	Φ30	34.2	1.3	Φ21	6	25	18.5	5
		Φ200	56													
		Φ250	61													
		Φ300	66													
		Φ350	72													
		Φ400	79													
		Φ450	87													
H132L-4 H160M-4 H160L-4	9.2 11 15	Φ200	61	41	Φ28	Φ28	11	1.6	Φ36	37.5	1.6	Φ26.6	7	28	23.9	6
		Φ250	66													
		Φ300	71													
		Φ350	77													
		Φ400	84													
		Φ450	92													
		Φ550	100													
H180M-4 H180L-4	18.5 22	Φ250	66	41	Φ32	Φ32	11	1.8	Φ40	37.5	1.6	Φ30.3	6.5	32	27.3	8
		Φ300	71													
		Φ350	77													
		Φ400	84													
		Φ450	92													
		Φ550	100													
H200L-4 H225S-4 H225M-4	30 37 45	Φ300	71	41	Φ38	Φ38	11	2	Φ50	37.5	1.6	Φ36	6.5	32	33	10
		Φ350	77													
		Φ400	84													
		Φ450	92													
		Φ550	100													
H250M-4 H280S-4 H280M-4	55 75 90	Φ400	86	46	Φ48	Φ48	12	2	Φ60	41.7	1.9	Φ45.5	7.5	36	43	10
		Φ450	94													
		Φ550	102													

YZR / Series guide

Crane motors

Rated power	**1.6-240 kW**
Frame size	**H112-H400**
Rated voltage	**380 V**
Protection degree	**IP54**
Cooling method	**IC411**
Data sheet pages	**35-37**

The overview gives series ranges. See the following technical sheets for individual models, performance data and mounting dimensions.

YZR Series

lifting asynchronous Motor

IC411

概述	Summary
机座号：H112~H400	Frame Size: H112~H400
额定功率：1.6~240kW	Rated Power: 1.6~240kW
额定电压频率：380V/50Hz	Rated Voltage and Frequency: 380V/50Hz
极数：6~10 极	Poles: 6p,8p,10p
防护等级：IP54	Protection Degree: IP54

产品技术数据 Technical Data（380V/50Hz） 设计值 Design value

型号	工作制	S4、S5																							
		150 次/小时 150 starts/h												300 次/小时 300 starts/h				600 次/小时 600starts/h							
	FC	25%				40%				60%				40%				60%				60%			
	项目	kW	I1	I2	n	kW	I1	I2	n	kW	I1	I2	n	kW	I1	I2	n	kW	I1	I2	n	kW	I1	I2	n
同步转速 1000r/min																									
YZR112M		1.6	4.75	11.3	845	1.3	4.2	8.85	890	1	3.75	6.57	920	1.2	4	8	900	0.9	3.7	5.87	930	0.7	3.4	4.46	946
YZR132M		2.2	6	11.2	908	2	5.7	10	913	1.7	5.3	8.4	931	1.8	5.4	9	926	1.6	5.1	7.87	936	1.35	4.9	6.8	946
YZR132M		3.7	9.7	13.1	915	3.5	9.2	11.2	925	2.8	8.5	9.65	940	3.3	9.4	11.9	925	2.7	8.5	9.65	940	2 .3	6	7.5	950
YZR160M		5.8	15.5	27.3	927	5	14.1	23.4	935	4.8	13.5	22.7	937	4.8	14.1	23.4	935	4.5	13.8	22.4	937	3.8	12.2	17.5	946
YZR160M		7.5	18	27.6	940	7	17.1	25.6	945	6	15.6	21.8	954	6	15.6	21.8	954	5.5	14.8	19.8	959	4	13	14.2	970
YZR160L		11	28.3	27.8	950	10	23	25	957	8	19.5	19.8	969	9	19.5	19.8	969	7.5	18.7	18.5	971	6	16.7	14.2	978
YZR180L		15	33	43.7	960	13	29.5	37.7	965	12	28	34.6	969	12	28	34.6	969	11	26.6	31.7	972	9	23.6	22.9	978
YZR200L		21	47	55.4	965	18.5	42.5	48.5	970	17	40.5	53.8	973	17	40.5	52.6	973	15	37	40	975	11	31.5	28.5	981
YZR225M		28	58	70	965	25	53	62.2	969	22	50	54.5	973	22	50	54.5	973	20	46	49.4	977	15	39	36.8	982
YZR250M		33	63	82.6	970	30	58	74.9	973	28	54	69.8	975	26	52	64.6	977	25	50	62.1	978	17.5	39	43.2	984
YZR250M		42	78	90.5	967	37	70	79.3	971	33	63	70.5	975	31	60	66.1	976	30	58	63.9	977	24	49	50.9	981
YZR280S		52	95	116	970	45	83	100	974	42	80	93.6	975	40	76	89	977	37	71	82.2	978	30	64	66.5	980
YZR280M		70	130	115	972	62	114	102	975	55	91	104	978	52	98	85.5	979	47	92	77.3	981	37	78	61	982
同步转速 750r/min																									
YZR160L		7.5	19	22.8	712	7	18.1	21.2	716	5.8	16.4	17.3	724	6	16.7	18	722	5	15.5	14.9	727	3.8	13.7	11.2	732
YZR180L		11	25.4	40.6	711	10	23.5	36.6	717	8	20.5	28.8	728	8	20.5	28.8	728	7.5	19.7	26.9	729	5.8	17.8	2 0.6	736
YZR200L		15	34	54.1	713	13	30	46.6	718	12	28.2	43	720	12	28.2	43	720	11	27	39	724	9	23	28.1	731
YZR225M		21	45	56.8	718	18.5	41	49.7	721	17	38	45.6	724	17	38	45.6	724	15	35	40	727	11	31	29.1	733
ZR250M1		29	61.5	68.5	700	25	54	58.7	705	22	49	51.9	712	22	49	51.9	712	20	46	46.2	716	15	39	34.2	725
YZR250M		33	70	62.5	725	30	64	56.6	727	28	61	52.8	728	26	58	48.9	730	25	57	47	731	18.5	45	34.4	736
YZR280S		42	91	85.8	719	37	83	75.6	723	33	76.3	67	726	31	74	63.5	728	30	72	61.5	732	24	64	49	733
YZR280M		52	104	90.2	727	45	93	77.7	730	42	89	72.4	732	42	89	72.4	732	37	83	63.5	735	30	73	51.4	737
YZR315S		64	118	132.7	731	60	110.5	124.2	733	56	106	115.8	733	52	100	107	735	48	94	98.8	736	35	80	71.7	740
YZR315M		75	142	136	725	72	136	130.7	725	65	126	117.6	727	60	120	108	729	55	116	99	729	41	100	73.7	732
同步转速 600 r/min																									
YZR280S		33	78.7	141.8	578	30	74	125	579	28	71	116	580	26	68	108	582	25	66	103	583	17	56	69.8	588
YZR280M		42	98.7	154	565	37	90	136	569	33	84.3	118	573	31	82	110	574	28	78.5	98	577	22	72.5	75	582
YZR315S		50	110	128.4	583	45	100	115.3	585	42	96	107.4	586	40	94	102.2	587	37	90	94.5	587	30	84	76.3	589
YZR315M		65	144	129	584	63	136	119	585	55	130	109	586	53	126	98.7	587	48	124	94.7	588	37	114	73	589
YZR355M		80	160.5	149.7	587	72	156	134.5	588	65	140	121	589	60	130	112	590	55	124	102.4	590	41	104	76.19	591
YZR355L1		100	185	157	586	90	170	142	588	80	155	126.5	589	75	150	119	590	70	145	111	591	50	120	78.4	594
YZR355L2		120	250	149.8	588	110	230	137.5	589	95	210	122.7	591	90	205	116.2	591	80	190	130.2	592	60	165	77.1	594
YZR400L1		146	314	223	588	130	288	199	589	115	268	175	590	110	260	168	591	97	247	148	592	75	220	1 14	594
YZR400L2		185	396	223	590	165	365	262	589	145	332	183	592	140	324	176	592	123	298	155	592	95	265	122	594

YZR 系列冶金及起重用三相异步电动机

产品技术数据Technical Data（380V/50Hz） 设计值 Design value

型号	工作制	S2								S3																									
										6 次/小时 6 starts/h																									
	FC	30 分钟 min				60 分钟 min				15%				25%				40%								60%				100%			
	项目	kW	I1	I2	n	kW	I1	I2	n	kW	I1	I2	n	kW	I1	I2	n	kW	I1	I2	Tm	I0	n	η	cosφ	kW	I1	I2	n	kW	I1	I2	n
同步转速 1000 r/min																																			
YZR112M		1.8	5.3	13.4	815	1.5	4.6	12.5	866	2.2	6.6	18.4	725	1.8	5.3	13.4	815	1.5	4.6	12.5	2.3	3.37	866	65	0.77	1.1	3.8	7.32	912	0.8	3.5	5.16	940
YZR132M1		2.5	6.5	12.9	892	2.2	6.1	12.6	908	3	8	16.1	855	2.5	6.5	12.9	892	2.2	6	12.6	2.3	4.04	908	70	0.77	1.8	5.4	8.96	921	1.5	5	7.3	940
YZR132M2		4	9.7	14.2	900	3.7	9.2	14.5	908	5	12.3	18.2	875	4	9.7	14.2	900	3.7	9.2	14.5	2.3	8.58	908	75.5	0.78	3	7.9	10.2	937	2.5	7.5	8.4	950
YZR160M1		6.3	16.4	29.4	921	5.5	15	25.7	930	7.5	18.5	35.4	910	6.3	16.4	29.4	921	5.5	15	25.7	2.3	7.95	930	75.5	0.78	5	14	22.9	935	4	12.5	18.2	944
YZR160M2		8.5	19.6	29.8	930	7.5	18	26.5	940	11	24.6	39.6	908	8.5	19.6	29.8	930	7.5	18	26.5	2.5	11.2	940	79	0.8	6.3	16	21.7	949	5.5	15	18.8	956
YZR160L		13	28.6	31.6	942	11	24.5	27.6	957	15	34.7	39	920	13	28.6	31.6	912	11	25	27.6	2.5	13	945	82	0.8	9	21	22.3	952	7.5	18.8	18.5	970
YZR180L		17	36.7	49.8	955	15	33.8	46.5	962	20	42.6	58.7	946	17	36.7	49.8	955	15	33.8	46.5	2.8	18.8	962	84	0.81	13	29.7	37.3	968	11	25.5	31.5	975
YZR200L		26	56.1	82.4	956	22	49	69.9	964	33	62	103	942	26	56	82.4	956	22	49	70	2.8	26.6	964	86	0.8	19	44.5	60.5	969	17	40.5	52.6	973
YZR225M		34	70	85	957	30	62	74.4	962	40	80	101	917	34	70	85	957	30	62	74.4	2.8	29.9	962	88	0.82	26	55	64.5	968	22	50	54.2	975
YZR250M1		42	80	103	960	37	70.5	91.5	965	50	99	123	950	42	80	103	960	37	70.5	91.5	2.8	26.5	960	89	0.89	32	61	79	970	28	55	69	975
YZR250M2		52	97	110	958	45	84.5	95	965	63	121	134	947	52	97	110	958	45	84.5	95	2.8	28.2	965	90.5	0.89	39	73	83	969	33	64	71	974
YZR280S		63	118	142	966	55	102	129.8	969	75	144	170	960	63	118	142	966	55	102	120	2.8	34	969	91	0.9	48	88	107	972	40	76	89	976
YZR280M		85	157	140	966	75	139	124	970	100	185	166	960	85	157	140	966	75	139	124	2.8	47.5	970	91.8	0.89	63	118	104	975	50	96.3	82	980
同步转速 750 r/min																																			
YZR160L		9	22.4	28.1	694	7.5	19.1	23	705	11	27.5	35.5	676	9	22.4	28.1	694	7.5	19.1	23	2.5	12.7	705	78.5	0.72	6	16.4	18.2	712	5	14	15	724
YZR180L		13	29.1	47.8	700	11	27	44	700	15	34	56	690	13	29.1	47.8	700	11	27	44	2.5	14.8	700	81	0.77	9	21.9	32.1	720	7.5	19.6	26.6	726
YZR200L		18.5	40	67.2	701	15	33.5	53.5	712	22	48	81	690	18.5	40	67.2	701	15	33.5	53.5	2.8	17.8	712	85	0.78	13	30	46	718	11	27	38.7	723
YZR225M		26	55	71.2	708	22	46.9	59.1	715	33	70	92	696	26	55	71.2	708	22	46.9	59.1	2.8	24.2	715	86	0.79	18.5	41	49.5	721	17	38	45	723
YZR250M1		35	64	80	715	30	63.4	67.7	720	42	75	97.5	710	35	64	80	715	30	63.4	68.8	2.8	31.4	720	87	0.8	26	52	59	725	22	46	49.7	729
YZR250M2		42	86	79	716	37	78	70	720	52	103	98	706	42	86	79	716	37	78	70	2.8	36.9	720	88	0.82	32	68	60	725	27	60	51	729
YZR280S		52	108	106	712	45	96.5	92	717	63	129	130	704	52	108	106	712	45	96.5	92	2.8	48	717	88.8	0.8	39	86	79.4	722	33	76.3	67	726
YZR280M		63	126	110	722	55	111	92.5	725	75	150	132	715	63	126	110	722	55	111	92.5	2.8	52.3	725	89	0.84	48	103	82.8	730	40	93	68.7	732
YZR315S		85	165	178	722	75	147	157	725	100	200	162	715	85	165	178	722	75	146	157	2.8	62	725	89	0.85	63	126	131	729	55	105	104	731
YZR315M		100	190	184	715	90	172	161	720	125	250	232	717	100	190	184	715	90	172	161	2.8	57.7	720	90	0.87	75	140	136	725	63	124	114	728
同步转速 600 r/min																																			
YZR280S		42	92	177	571	37	84.8	153	560	55	112	235	564	42	92	177	571	37	84.8	153	2.8	44.2	572	86	0.76	32	77	133	578	27	69	112	582
YZR280M		55	127	207	556	45	104	165	560	63	146	241	548	55	127	207	556	45	104	165	2.8	63.6	560	86	0.77	37	90	136	569	33	89.6	118	587
YZR315S		63	132	162	580	55	118	139	580	75	154	194	574	63	133	162	580	55	118	139	2.8	62.5	580	88.5	0.79	48	107	122	585	40	95.2	101	588
YZR315M		85	179	171	576	75	160	149	579	100	210	203	570	85	179	171	576	75	160	149	2.8	85.3	579	89	0.79	63	140	125	584	50	125	98.5	587
YZR355M		110	218	207	581	90	180	167	585	132	266	252	576	110	218	207	581	90	180	167	2.8	83	589	90	0.81	75	154	140	588	63	136	117	589
YZR355L1		132	257	213	576	110	217	172	582	160	314	261	571	132	257	213	587	110	217	172	2.8	90	582	91	0.82	90	181	143	585	75	157	119	588
YZR355L2		150	293	194	588	132	262	168	588	185	353	241	585	150	293	194	588	132	262	168	2.8	126	588	92	0.82	110	226	142	591	90	191	116	592
YZR400L1		190	390	290	585	160	338	244	587	220	445	336	581	190	390	290	584	160	338	244	2.8	175	587	91.5	0.79	135	294	206	592	115	268	174	591
YZR400L2		240	490	302	585	200	427	252	588	270	540	340	582	240	490	302	586	200	423	252	2.8	213	588	92.2	0.77	170	372	214	591	145	332	183	592

外形及安装尺寸 External and mounting dimensions

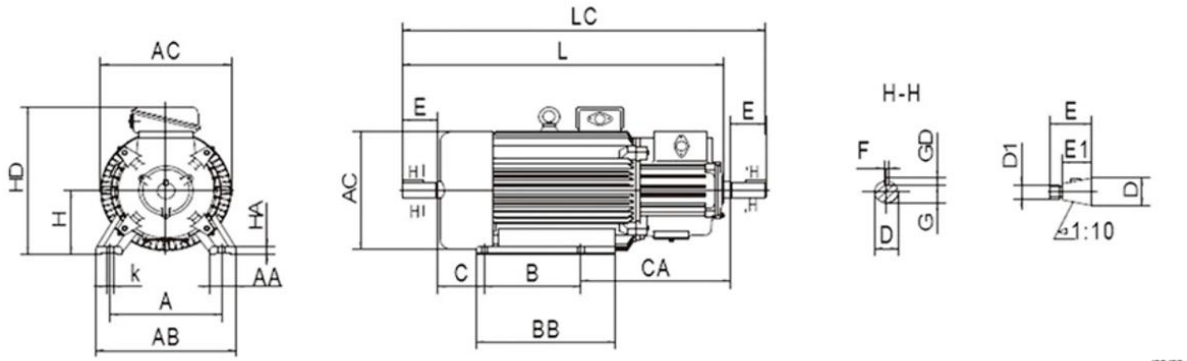

mm

机座号	安装尺寸 Mounting Dimension														外形尺寸 Overall Dimension							
	机座 Frame							轴端 Shaft End														
Frame	A	B	C	CA	H	K	螺栓直径	D	D1	E	E1	G	GD	F	AA	AB	AC	BB	HA	HD	L	LC
112M	190	140	70	300	112	12	M10	32	—	80	—	27	8	10	50	250	245	235	18	335	590	670
132M	216	178	89	300	132	12	M10	38	—	80	—	33	8	10	50	275	285	260	20	365	645	727
160M	254	210	108	330	160	15	M12	48	—	110	—	42.5	9	14	60	320	325	290	25	425	758	868
160L	254	254	108	330	160	15	M12	48	—	110	—	42.5	9	14	60	320	325	335	25	425	800	912
180L	279	279	121	360	180	15	M12	55	M36×3	110	82	19.9	9	14	70	360	360	380	25	465	870	980
200L	318	305	133	400	200	19	M16	60	M42×3	140	105	21.4	10	16	85	405	405	400	28	510	975	1118
225M	356	311	149	450	225	19	M16	65	M42×3	140	105	23.9	10	16	85	455	430	410	28	545	1050	1190
250M	406	349	168	540	250	24	M20	70	M48×3	140	105	25.4	11	18	95	515	480	510	30	605	1195	1337
280S	457	368	190	540	280	24	M20	85	M56×4	170	130	31.7	12	20	100	575	535	530	32	665	1265	1438
280M	457	419	190	540	280	24	M20	85	M56×4	170	130	31.7	12	20	100	575	535	580	32	665	1315	1489
315S	508	406	216	600	315	28	M24	95	M64×4	170	130	35.2	12	22	110	640	620	580	35	750	1390	1562
315M	508	457	216	600	315	28	M24	95	M64×4	170	130	35.2	12	22	110	640	620	630	35	750	1440	1613
355M	610	560	254	630	355	28	M24	110	M80×4	210	165	41.9	12	25	120	740	710	730	38	840	1650	1864
355L	610	630	254	630	355	28	M24	110	M80×4	210	165	41.9	12	25	120	740	710	800	38	840	1720	1934
400L	686	710	280	630	400	35	M30	130	M100×4	250	200	50	12	28	136	855	840	910	45	950	1865	2120

常用的结构及安装型式，以及适用的机座号见下表
Conventional mounting type and suitable frame size are given in following table

安装型式 Mounting Type	代号 Symbol	制造范围（机座号）Range (Frame Size) YZR 系列	备注 Note
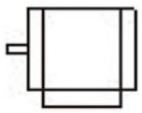	IM1001	112~160	单圆柱轴伸 Single Cylindrical Shaft End
	IM1003	180~400	单锥形轴伸 Single Conical Shaft End
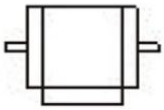	IM1002	112~160	双圆柱轴伸 Double Cylindrical Shaft End
	IM1004	180~400	双锥形轴伸 Double Conical Shaft End

YGP / Series guide

Metallurgical motors

Rated power	**0.3-15 kW**
Frame size	**H112-H225**
Rated voltage	**380 V**
Protection degree	**IP56**
Cooling method	**IC01**
Data sheet pages	**38-41**

The overview gives series ranges. See the following technical sheets for individual models, performance data and mounting dimensions.

YGP Series

Metallurgical asynchronous Motor

IC01

概述	Summary
机座号：H112~H225	Frame Size: H112~H225
额定功率：0.3~15kW	Rated Power: 0.3~15kW
额定电压频率：380V/50Hz	Rated Voltage and Frequency: 380V/50Hz
极数：4~20 极	Poles: 4~20p
防护等级：IP56	Protection Degree: IP56

产品技术数据 Technical Data（380V/50Hz）(断续工作制) **设计值 Design value**

型 号 type	功率 rating （kW）	堵转转矩 locked-rotor torque （N·m）	堵转电流 locked-rotor current （A）	动态常数 dynamic constant (kg·m²))/h Fc=15%	Fc=25%	Fc=40%	Fc=60%	转动惯量 Rotor inertia (kg·m²)
同步转速（1500r/min）								
YGP-112L1-4	1.2	22	13	94	92	90	86	0.0112
YGP-112L2-4	1.8	36	19	140	135	130	125	0.0166
YGP-132M1-4	2.4	53	28	145	140	135	130	0.0329
YGP-132M2-4	3.2	75	40	175	170	165	155	0.0444
同步转速（1000r/min）								
YGP-112L1-6	0.8	22	8.5	215	210	205	200	0.0112
YGP-112L2-6	1.2	34	12	290	285	280	270	0.0166
YGP-132M1-6	1.7	50	18	315	310	300	290	0.0251
YGP-132M2-6	2.4	71	24	390	380	375	360	0.0333
同步转速（750r/min）								
YGP-112L1-8	0.45	17	5.8	350	345	335	320	0.0112
YGP-112L2-8	0.75	28	9	495	485	470	450	0.0166
YGP-132M1-8	1.1	42	12	530	520	510	480	0.0251
YGP-132M2-8	1.6	60	17	670	655	640	605	0.0333
YGP-160L1-8	4	150	40	1230	1200	1160	1110	0.114
YGP-160L2-8	5.3	210	56	1470	1430	1380	1310	0.139
YGP-180L1-8	6.7	280	67	1640	1600	1540	1460	0.237
同步转速（600r/min）								
YGP-112L1-10	0.32	16	4.5	520	510	490	465	0.0112
YGP-112L2-10	0.5	25	7.5	700	685	660	625	0.0166
YGP-132M1-10	0.75	38	9	790	770	740	700	0.0251
YGP-132M2-10	1.1	56	13	990	970	930	880	0.0333
YGP-160L1-10	3	150	32	1880	1830	1760	1670	0.114
YGP-160L2-10	3.8	200	40	2260	2200	2120	2000	0.139
YGP-180L1-10	4.8	250	48	2500	2440	2350	2220	0.237
YGP-180L2-10	6	320	60	2880	2810	2690	2530	0.294
YGP-200L1-10	7.5	400	75	3260	3180	3050	2880	0.509
YGP-200L2-10	9.5	500	95	3790	3690	3530	3320	0.631
YGP-225M1-10	12	630	125	3870	3740	3550	3280	0.91
YGP-225M2-10	15	800	150	4440	4290	4050	3740	1.11
同步转速（450r/min）								
YGP-112L1-12	0.3	22	5.3	1060	1030	990	930	0.0166
YGP-132M1-12	0.56	36	8	1130	1090	1050	990	0.0251
YGP-132M2-12	0.85	53	11	1400	1360	1300	1220	0.0333
YGP-160L1-12	2.2	140	26	2590	2510	2400	2230	0.114
YGP-160L2-12	3	190	34	3120	3020	2880	2680	0.139

产品技术数据 Technical Data（380V/50Hz）(断续工作制)

设计值 Design value

型 号 type	功率 rating （kW）	堵转转矩 locked-rotor torque （N·m）	堵转电流 locked-rotor current （A）	动态常数 dynamic constant (kg·m²))/h Fc=15%	Fc=25%	Fc=40%	Fc=60%	转动惯量 Rotor inertia (kg·m²)
同步转速（450r/min）								
YGP-180L1-12	4	250	42	3600	3500	3340	3130	0.237
YGP-180L2-12	5	320	53	4180	4050	3860	3610	0.294
YGP-200L1-12	6.3	400	63	4650	4500	4290	4010	0.509
YGP-200L2-12	8	500	80	5470	5300	5040	4700	0.631
YGP-225M1-12	10	630	100	5550	5350	5050	4650	0.91
YGP-225M2-12	12	800	130	6330	6080	5710	5220	1.11
同步转速（360r/min）								
YGP-160L1-16	1.1	105	18	4340	4160	3990	3540	0.114
YGP-160L2-16	1.6	140	24	5170	4950	4640	4180	0.139
YGP-180L1-16	2.2	190	30	5850	5610	5270	4800	0.237
YGP-180L2-16	3	250	38	6950	6670	6260	5710	0.294
YGP-200L1-16	4	320	50	7890	7580	7100	6490	0.509
YGP-200L2-16	5.3	420	63	9100	8710	8100	7370	0.631
YGP-225M1-16	6.7	530	80	9380	8950	8310	7460	0.91
YGP-225M2-16	8.5	670	100	10770	10250	9460	8400	1.11
同步转速（300r/min）								
YGP-200L1-20	2	250	36	11210	10630	9750	8590	0.509
YGP-200L2-20	2.8	340	48	12980	12250	11150	9690	0.631
YGP-225M1-20	3.6	450	63	13830	12990	11760	10050	0.91
YGP-225M2-20	4.5	560	80	15750	14760	13300	11280	1.11

产品技术数据 Technical Data（380V/50Hz）(连续工作制)

设计值 Design value

型号 type	连续定额 continuous duty 功率 （kW）	转速 （r/min）	电流 （A）	堵转转矩 locked-rotor torque （N·m）	堵转电流 locked-rotor current （A）	转动惯量 Rotor inertia (kg·m2)
同步转速（1500r/min）						
YGP-112L1-4	1.2	1410	2.8	20	18	0.0112
YGP-112L2-4	1.8	1410	4	32	26	0.0166
同步转速（1000r/min）						
YGP-112L1-6	0.85	930	2.2	20	12	0.0112
YGP-112L2-6	1.25	930	3	28	17	0.0166
YGP-132M1-6	1.8	935	4.6	42	25	0.0251
YGP-132M2-6	2.4	935	5.3	60	32	0.03333
同步转速（750r/min）						
YGP-112L1-8	0.5	690	1.7	15	7	0.0112
YGP-112L2-8	0.85	690	2.6	25	12	0.0166
YGP-132M1-8	1.25	695	3.4	36	16	0.0251
YGP-132M2-8	1.8	695	4.5	50	22	0.0333
YGP-160L1-8	4.5	695	10.5	140	56	0.114
YGP-160L2-8	5.6	695	14	190	75	0.139
YGP-180L1-8	6.7	695	16	240	95	0.237
YGP-180L2-8	8	695	20	300	110	0.294
同步转速（600r/min）						
YGP-112L1-10	0.36	550	1.7	13	6	0.0112
YGP-112L2-10	0.53	550	2.4	20	9	0.0166
YGP-132M1-10	0.85	550	3	30	12	0.0251
YGP-132M2-10	1.25	550	4	45	16	0.0333
YGP-160L1-10	3.2	550	9	120	42	0.114
YGP-160L2-10	4.2	550	12	160	53	0.139
YGP-180L2-10	5.6	555	17	250	85	0.294
YGP-200L1-10	7.1	555	19	320	105	0.509
YGP-200L2-10	9	555	24	400	130	0.631
YGP-225M1-10	11	560	30	500	170	0.91
YGP-225M2-10	14	560	37	630	210	1.11
同步转速（500r/min）						
YGP-112L1-12	0.3	455	1.6	12	4.5	0.0112
YGP-112L2-12	0.45	455	2.2	18	6.7	0.0166
YGP-132M1-12	0.63	455	2.8	26	9.5	0.0251
YGP-132M2-12	0.95	455	3.8	38	14	0.0333
YGP-160L1-12	2.6	455	9	110	36	0.114
YGP-160L2-12	3.4	455	12	150	48	0.139
YGP-180L1-12	4.2	460	14	200	60	0.237
YGP-180L2-12	5	460	17	260	75	0.294
YGP-200L1-12	6.3	460	20	320	90	0.509
YGP-200L2-12	8	460	24	400	115	0.631
YGP-225M2-12	11	460	36	630	165	1.11

产品技术数据 Technical Data（380V/50Hz）(连续工作制)

设计值 Design value

型号 type	连续定额 continuous duty 功率 (kW)	转速 (r/min)	电流 (A)	堵转转矩 locked-rotor torque (N·m)	堵转电流 locked-rotor current (A)	转动惯量 Rotor inertia (kg·m2)
同步转速（375r/min）						
YGP-132M1-16	0.36	320	2.6	20	6.7	0.0251
YGP-132M2-16	0.5	320	3.5	30	9.5	0.0333
YGP-160S1-16	0.71	330	4.5	42	12	0.0646
YGP-160S2-16	1	330	6	60	17	0.0814
YGP-160L1-16	1.5	330	8.5	80	24	0.114
YGP-160L2-16	2	330	11	110	30	0.139
YGP-180L1-16	2.5	340	12.5	150	40	0.237
YGP-180L2-16	3	340	17	190	50	0.294
YGP-200L1-16	4.2	340	20	250	63	0.509
YGP-200L2-16	5.3	340	24	340	80	0.631
YGP-225M1-16	6.7	340	30	450	100	0.91
YGP-225M2-16	8.5	340	40	600	125	1.11
同步转速（300r/min）						
YGP-180L2-20	1.4	275	16	130	35	0.294
YGP-200L1-20	2.2	275	18	180	45	0.509
YGP-200L2-20	3.2	275	24	250	60	0.631
YGP-225M1-20	4	275	30	340	80	0.91
YGP-225M2-20	4.8	275	38	450	100	1.11

外形及安装尺寸 External and mounting dimensions

IM B3

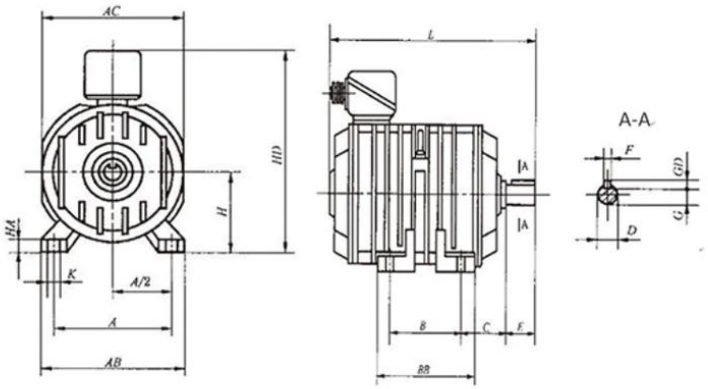

mm

机座号 Frame	安装尺寸 Mounting Dimension A	B	C	D	E	F	G	GD	H	K	外形尺寸 Overall Dimension AB	AC	BB	HA	HD	L
112L	190	159	70	32	80	10	27	8	112	12	235	240	200	23	330	460
132M	216	178	89	38			33		132		265	265	236	23	355	520
160S	254	178	108	48	110	14	42.5	9	160	15	315	315	236	25	410	650
160L	254	254											310			700
180L	279	279	121	55	110	16	49	10	180		360	360	350	30	500	750
200L	318	305	133	65	140	18	58	11	200	19	415	415	400	35	570	860
225M	356	311	149	75		20	67.5	12	225		470	470	415	35	620	950
250M	406	349	168	80	170	22	71	14	250	24	515	510	450	40	680	990
280M	457	419	190	85			76		280		580	580	580	40	720	1100
280L		457														
315S	508	506	216	90		25	81		315	28	640	645	650	44	860	1160
315M		457														1250
355S	610	500	254	100	210	28	90	16	355		740	748	790	45	960	1400
355M		560														
355L		630														
400L	686	710	280	110	210		100		400	35	855	850	920	55	1040	1600

IM B5

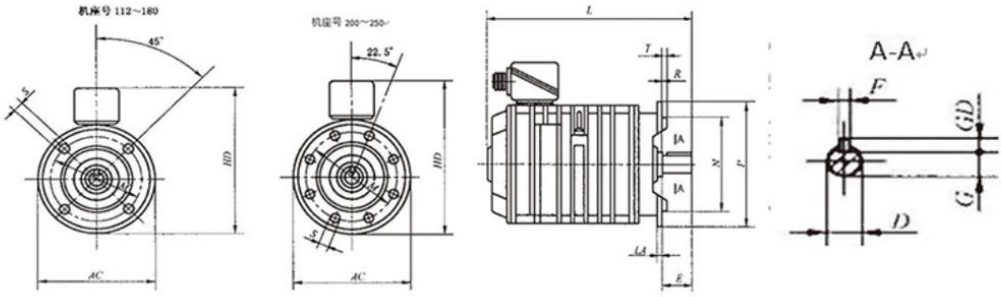

mm

机座号	安装尺寸 Mounting Dimension												外形尺寸 Overall Dimension			
Frame	D	E	F	G	GD	M	N	P	R	S	T	凸缘孔数	AC	HD	LA	L
112L	32	80	10	27	8	215	180	250	0	15	4	4	250	330	12	460
132M	38			33		265	230	300					300	355	12	520
160S	48	110	14	42.5	9	300	250	350		19	5		350	410	14	650
160L																700
180L	55		16	49	10								350	500	16	750
200L	65	140	18	58	11	400	350	450				8	450	570	18	860
225M	75		20	67.5	12								470	620	18	950
250M	80	170	22	71	14	500	450	550					550	630	22	990

IM B3

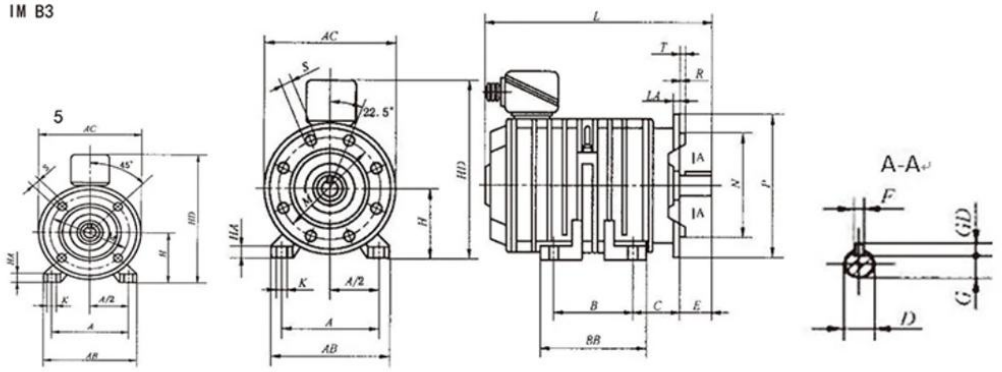

mm

机座号	安装尺寸 Mounting Dimension																	外形尺寸 Overall Dimension						
Frame	A	B	C	D	E	F	G	GD	H	K	M	N	P	R	S	T	凸缘孔数	AB	AC	BB	HA	HD	LA	L
112L	190	159	70	32	80	10	27	8	112	12	215	180	250	0	15	4	4	235	250	200	23	330	12	460
132M	216	178	89	38			33		132		265	230	300					265	300	236	23	355		520
160S	254		108	48	110	14	42.5	9	160	15	300	250	350		19	5		315	350	236	25	410	14	650
160L		254																		310				700
180L	279	279	121	55		16	49	10	180									360	360	350	30	500	16	750
200L	318	305	133	65	140	18	58	11	200	19	400	350	450				8	415	450	400	35	570	18	860
225M	356	311	149	75		20	67.5	12	225									470	470	415	35	620		950
250M	406	349	168	80	170	22	71	14	250	24	500	450	550					515	550	450	40	680	22	990

YE3 / Series guide

Aluminum frame motors

Rated power	**0.12-18.5 kW**
Frame size	**H63-H160**
Rated voltage	**380 V**
Protection degree	**IP54 / IP55**
Cooling method	**IC411**
Data sheet pages	**42-42**

The overview gives series ranges. See the following technical sheets for individual models, performance data and mounting dimensions.

YE3 Series

Aluminum motor

IE3 GB3

IC411

概述	Summary
机座号：H63~H160	Frame Size: H63~H160
额定功率：0.12~18.5kW	Rated Power: 0.12~18.5kW
额定电压频率：380V/50Hz	Rated Voltage and Frequency: 380V/50Hz
极数：2p~8p	Poles: 2p,4p,6p,8p
防护等级：IP54,IP55	Protection Degree: IP54,IP55
绝缘等级：F	Insulation Class: F
性能参数：同 YSF、YE3 系列	Performance parameters: same as YSF、YE3 series

外形及安装尺寸 External and mounting dimensions

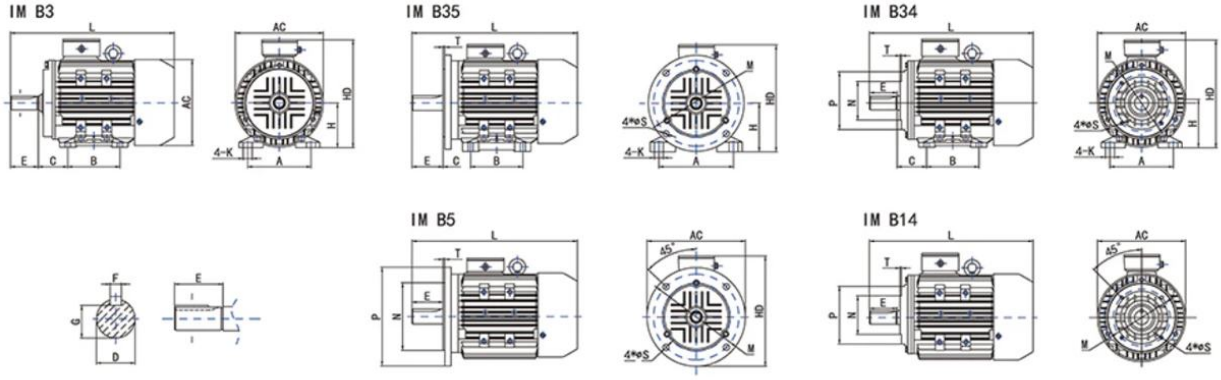

mm

机座 Frame	安装尺寸 Mounting dimensions									外形尺寸 External dimensions			
	A	B	C	D	E	F	G	H	K	AB	AC	HD	L
63	100	80	40	11	23	4	8.5	63	7	120	120	173	223
71	112	90	45	14	30	5	11	71	7	135	140	188	254
80	125	100	50	19	40	6	15.5	80	10	155	170	215	305
90S	140	100	56	24	50	8	20	90	10	170	180	235	360
90L		125											390
100L	160	140	63	28	60	8	24	100	12	195	206	260	435
112M	190		70					112		230	220	280	460
132S	216	140	89	38	80	10	33	132	12	240	258	320	510
132M		178											530
160M	254	210	108	42	110	12	37	160	14.5	320	316	405	590
160L		254											640

法兰尺寸 Flange dimensions

mm

机座 Frame	B5 端盖 B5 Flange						B14 端盖 B14 Flange					
	Flagne	M	N	P	S	T	Flagne	M	N	P	S	T
63	FF115	115	95	140	10	3	FT75	75	60	90	M5	2.5
71	FF130	130	110	160	10	3.5	FT85	85	70	105	M6	2.5
80	FF165	165	130	200	12	3.5	FT100	100	80	120	M6	3
90S、90L	FF165	165	130	200	12	3.5	FT115	115	95	140	M8	3
100L、112M	FF215	215	180	250	14.5	4	FT130	130	110	160	M8	3.5
132S、132M	FF265	265	230	300	14.5	4	FT165	165	130	200	M10	3.5
160M、160L	FF300	300	250	350	18.5	5	—					

YSF / Series guide

Square aluminum frame gear reducer motors

Rated power	**0.25-1.5 kW**
Frame size	**H71-H90**
Rated voltage	**380 V**
Protection degree	**IP55**
Cooling method	**IC411**
Data sheet pages	**43-43**

The overview gives series ranges. See the following technical sheets for individual models, performance data and mounting dimensions.

YSF Series

Reducer aluminum Motor

IC411

概述	Summary
机座号：H71~H90	Frame Size: H71~H90
额定功率：0.25~1.5kW	Rated Power: 0.25~1.5kW
额定电压频率：380V/50Hz	Rated Voltage and Frequency: 380V/50Hz
极数：4 极	Poles: 4p
防护等级：IP55	Protection Degree: IP55
绝缘等级：F	Insulation Class: F
冷却方式：IC411	Cooling Method: IC411

产品技术数据 Technical Data（380V/50Hz）

设计值 Design value

型号 Type	功率 Power	额定电流 Current	转速 Speed	效率 EFF.	功率因数 P.F.	额定转矩 RT	堵转转矩/额定转矩	最大转矩/额定转矩	堵转电流/额定电流
	kW	A	rpm	%		N.m	T_{st}/T_N	T_{max}/T_N	I_{st}/I_N
2 极-同步转速-3000rpm									
YSF63M1-2	0.18	0.53	2700	65.0	0.80	0.6	2.2	2.2	5.5
YSF63M2-2	0.25	0.69	2700	68.0	0.81	0.8	2.2	2.2	5.5
YSF71M1-2	0.37	0.99	2730	70.0	0.81	1.2	2.2	2.2	6.1
YSF71M2-2	0.55	1.4	2730	73.0	0.82	1.8	2.2	2.3	6.1
4 极-同步转速-1500rpm									
YSF63M1-4	0.12	0.12	1300	57.0	0.72	0.8	2.1	2.2	4.4
YSF63M2-4	0.18	0.18	1300	60.0	0.73	1.1	2.1	2.2	4.4
YSF71M1-4	0.25	0.25	1330	65.0	0.74	1.6	2.1	2.2	5.2
YSF71M2-4	0.37	0.37	1330	67.0	0.75	2.4	2.1	2.2	5.2

外形及安装尺寸 External and mounting dimensions

IM B5

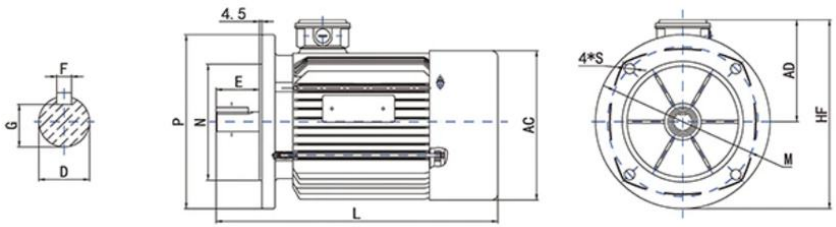

mm

机座 Frame	凸缘号 Flagne	安装尺寸 Mounting diemensions								外形尺寸 External dimensions			
		D	E	F	G	M	N	P	S	AC	AD	HF	L
71	FF130	14	30	5	11	130	110	160	10	138	115	195	265
80M	FF165	19	40	6	15.5	165	130	200	12	148	125	225	295
90S、90L	FF165	24	50	8	20	165	130	200	12	169	140	240	345

ME3F / Series guide

Aluminum frame ram pump motors

Rated power	**0.37-11 kW**
Frame size	**H71-H132**
Rated voltage	**380 V**
Protection degree	**IP55**
Cooling method	**IC411**
Data sheet pages	**44-44**

The overview gives series ranges. See the following technical sheets for individual models, performance data and mounting dimensions.

ME3F Series

Ram pump aluminum motor

IE3

IC411

概述	Summary
机座号：H71~H132	Frame Size: H71~H132
额定功率：0.37~11kW	Rated Power: 0.37~11kW
额定电压频率：380V/50Hz	Rated Voltage and Frequency: 380V/50Hz
极数：2 极	Poles: 2p
防护等级：IP55	Protection Degree: IP55
绝缘等级：F	Insulation Class: F
冷却方式：IC411	Cooling Method: IC411
能效等级：GB18613-2020 3 级	Efficiency Class: IEC60034-30-1: IE3
性能参数：同 YE3 系列	Performance parameters: same as YE3 series

外形及安装尺寸 External and mounting dimensions

IM B14

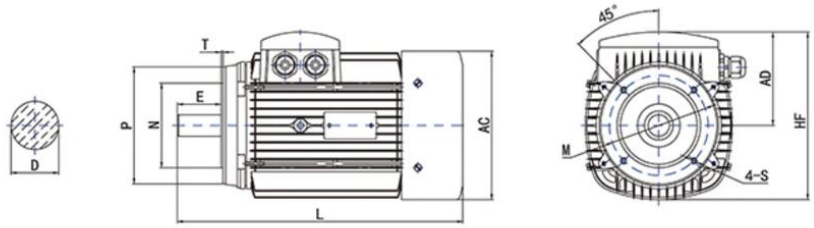

mm

机座 Frame	凸缘号 Flagne	安装尺寸 Mounting diemensions							外形尺寸 External dimensions			
		D	E	M	N	P	S	T	AC	AD	HF	L
71	FT85	14	30	85	70	104	M6	2.5	133	84	150	250
80M	FT100	19	40	100	80	119	M6	3.0	150	95	170	290
90S、L	FT115	24	50	115	95	139	M8	3.0	169	110	195	342
100L	FT130	28	60	130	110	159	M8	3.5	193	124	220	375
112M									215	140	246	396
132	FT165	38	80	165	130	199	M10	3.5	260	190	320	491

TYP / Series guide

Variable-speed permanent magnet synchronous motors

Rated power	**0.55-500 kW**
Frame size	**H80-H355**
Protection degree	**IP55**
Cooling method	**IC411**
Data sheet pages	**45-48**

The overview gives series ranges. See the following technical sheets for individual models, performance data and mounting dimensions.

TYP Series

Frequency Variable Permanent Magnet Synchronous Motor

IE5 IE4 GB1

IC411

概述	Summary
额定功率：0.55~500kW	Rate Power: 0.55~500kW
机座号：H80~H355	Frame Size: H80~H355
转速：500~3000rpm	Speed: 500~3000rpm
防护等级：IP55	Protection Degree: IP55
绝缘等级：F	Insulation Class: F
冷却方式：IC411	Cooling Method: IC411
工作制：S1 连续工作制	Duty: S1
能效等级：GB30253-2013：1级（90KW及以下）；GB/T32891.2-2019：2级（90KW以上）	Efficiency Class: IEC60034-30-1:IE4
与 YE3 系列可互换的同等机座号	With the same frame as YE3 series

产品技术数据 Technical Data（380V） **设计值 Design value**

型号 Type	功率 Power	额定电流 Current	额定频率 Frequency	额定转速 Speed	效率 EFF.	功率因数 P.F.	额定转矩 RT
	kW	A	Hz	rpm	%		N·m
额定转速 3000rpm							
TYP80M1-8-30	0.75	1.4	200	3000	88.6	0.98	2.4
TYP80M2-8-30	1.1	2.0	200	3000	89.8	0.98	3.5
TYP90S-8-30	1.5	2.7	200	3000	90.9	0.98	4.8
TYP90L-8-30	2.2	3.9	200	3000	91.8	0.98	7.0
TYP100L-8-30	3	5.3	200	3000	92.6	0.98	9.6
TYP112M-8-30	4	7	200	3000	93.3	0.98	12.7
TYP132S1-8-30	5.5	9.6	200	3000	94.0	0.98	17.5
TYP132S2-8-30	7.5	13	200	3000	94.5	0.98	23.9
TYP160M1-8-30	11	18.9	200	3000	95.0	0.98	35.0
TYP160M2-8-30	15	25.8	200	3000	95.3	0.98	47.8
TYP160L-8-30	18.5	31.7	200	3000	95.6	0.98	58.9
TYP180M-8-30	22	37.5	200	3000	95.9	0.98	70.0
TYP200L1-8-30	30	51	200	3000	96.1	0.98	95.5
TYP200L2-8-30	37	62.9	200	3000	96.3	0.98	118
TYP225M-8-30	45	76.4	200	3000	96.4	0.98	143
TYP250M-8-30	55	93.3	200	3000	96.5	0.98	175
TYP280S-8-30	75	128	200	3000	96.6	0.97	239
TYP280M-8-30	90	154	200	3000	96.7	0.97	287
TYP315S-8-30	110	189	200	3000	96.0	0.97	350
TYP315M-8-30	132	227	200	3000	96.2	0.97	420
TYP315L1-8-30	160	275	200	3000	96.3	0.97	509
TYP315L2-8-30	200	343	200	3000	96.5	0.97	637
TYP355M1-8-30	220	377	200	3000	96.5	0.97	700
TYP355M2-8-30	250	428	200	3000	96.5	0.97	796
TYP355L1-8-30	280	480	200	3000	96.5	0.97	891
TYP355L2-8-30	315	540	200	3000	96.5	0.97	1003
TYP355L3-8-30	355	608	200	3000	96.5	0.97	1130
TYP355L4-8-30	375	642	200	3000	96.5	0.97	1194
TYP355L5-8-30	400	685	200	3000	96.5	0.97	1273
TYP355L6-8-30	450	771	200	3000	96.5	0.97	1433
TYP355L7-8-30	500	857	200	3000	96.5	0.97	1592

产品技术数据 Technical Data（380V） 设计值 Design value

型号 Type	功率 Power	额定电流 Current	额定频率 Frequency	额定转速 Speed	效率 EFF.	功率因数 P.F.	额定转矩 RT
	kW	A	Hz	rpm	%		N·m
额定转速 1500rpm							
TYP80M1-8-15	0.55	1.0	100	1500	85.6	0.98	3.5
TYP80M2-8-15	0.75	1.4	100	1500	85.6	0.98	4.8
TYP90S-8-15	1.1	2.0	100	1500	87.4	0.98	7.0
TYP90L-8-15	1.5	2.8	100	1500	88.1	0.98	9.6
TYP100L1-8-15	2.2	4	100	1500	89.7	0.98	14.0
TYP100L2-8-15	3	5.5	100	1500	90.3	0.98	19.1
TYP112M-8-15	4	7.2	100	1500	90.9	0.98	25.5
TYP132S-8-15	5.5	9.8	100	1500	92.1	0.98	35.0
TYP132M-8-15	7.5	13.2	100	1500	92.6	0.98	47.8
TYP160M-8-15	11	19.2	100	1500	93.6	0.98	70.0
TYP160L-8-15	15	26	100	1500	94.0	0.98	95.5
TYP180M-8-15	18.5	32.1	100	1500	94.3	0.98	118
TYP180L-8-15	22	38	100	1500	94.7	0.98	140
TYP200L-8-15	30	51.7	100	1500	95.0	0.98	191
TYP225S-8-15	37	63.3	100	1500	95.3	0.98	236
TYP225M-8-15	45	77	100	1500	95.6	0.98	287
TYP250M-8-15	55	94	100	1500	95.8	0.98	350
TYP280S-8-15	75	128	100	1500	96.0	0.98	478
TYP280M-8-15	90	153	100	1500	96.2	0.98	573
TYP315S-8-15	110	187	100	1500	96.3	0.98	700
TYP315M-8-15	132	224	100	1500	96.4	0.98	840
TYP315L1-8-15	160	271	100	1500	96.6	0.98	1019
TYP315L2-8-15	200	338	100	1500	96.7	0.98	1273
TYP355M1-8-15	220	372	100	1500	96.7	0.98	1401
TYP355M2-8-15	250	423	100	1500	96.7	0.98	1592
TYP355L1-8-15	280	474	100	1500	96.7	0.98	1783
TYP355L2-8-15	315	533	100	1500	96.7	0.98	2006
TYP355L3-8-15	355	601	100	1500	96.7	0.98	2260
TYP355L4-8-15	375	635	100	1500	96.7	0.98	2388
TYP355L5-8-15	400	677	100	1500	96.7	0.98	2547
TYP355L6-8-15	450	762	100	1500	96.7	0.98	2865
TYP355L7-8-15	500	846	100	1500	96.7	0.98	3183
额定转速 1000rpm							
TYP100L-8-10	1.5	2.7	66.7	1000	89.9	0.98	14.3
TYP112M-12-10	2.2	3.9	100	1000	90.9	0.98	21.0
TYP132S-12-10	3	5.2	100	1000	91.8	0.98	28.7
TYP132M1-12-10	4	7.1	100	1000	92.7	0.98	38.2
TYP132M2-12-10	5.5	9.6	100	1000	93.4	0.98	52.5
TYP160M-12-10	7.5	13	100	1000	94.0	0.98	71.6
TYP160L-12-10	11	19	100	1000	94.5	0.98	105
TYP180L-12-10	15	25.9	100	1000	94.9	0.98	143
TYP200L1-12-10	18.5	31.8	100	1000	95.3	0.98	177
TYP200L2-12-10	22	37.7	100	1000	95.6	0.98	210
TYP225M-12-10	30	51.2	100	1000	95.8	0.98	287
TYP250M-12-10	37	63	100	1000	96.0	0.98	353
TYP280S-12-10	45	76.6	100	1000	96.2	0.98	430
TYP280M-12-10	55	93.5	100	1000	96.3	0.98	525
TYP315S-12-10	75	127	100	1000	96.4	0.98	716
TYP315M-12-10	90	153	100	1000	96.5	0.98	860
TYP315L1-12-10	110	188	100	1000	95.8	0.98	1051
TYP315L2-12-10	132	225	100	1000	96.0	0.98	1261
TYP355M1-12-10	160	272	100	1000	96.2	0.98	1528
TYP355M2-12-10	185	314	100	1000	96.3	0.98	1767
TYP355M3-12-10	200	340	100	1000	96.3	0.98	1910
TYP355L1-12-10	220	373	100	1000	96.4	0.98	2101
TYP355L2-12-10	250	424	100	1000	96.5	0.98	2388
TYP355L4-12-10	280	475	100	1000	96.5	0.98	2674
TYP355L5-12-10	315	534	100	1000	96.6	0.98	3008
TYP355L6-12-10	355	601	100	1000	96.6	0.98	3390
TYP355L7-12-10	375	635	100	1000	96.6	0.98	3581
TYP355L8-12-10	400	678	100	1000	96.6	0.98	3820
额定转速 750rpm							
TYP132S-12-7.5	2.2	4.0	75	750	88.1	0.98	28.0
TYP132M-12-7.5	3	5.5	75	750	89.0	0.98	38.2

产品技术数据 Technical Data（380V） 设计值 Design value

型号 Type	功率 Power	额定电流 Current	额定频率 Frequency	额定转速 Speed	效率 EFF.	功率因数 P.F.	额定转矩 RT
	kW	A	Hz	rpm	%		N·m
额定转速 750rpm							
TYP160M1-12-7.5	4	7.3	75	750	90.2	0.98	50.9
TYP160M2-12-7.5	5.5	9.9	75	750	90.9	0.98	70.0
TYP160L-12-7.5	7.5	13.4	75	750	91.5	0.98	95.5
TYP180L-12-7.5	11	19.4	75	750	92.7	0.98	140
TYP200L-12-7.5	15	26.3	75	750	93.3	0.98	191
TYP225S-12-7.5	18.5	32.2	75	750	94.0	0.98	236
TYP225M-12-7.5	22	38.1	75	750	94.5	0.98	280
TYP250M-12-7.5	30	51.8	75	750	94.7	0.98	382
TYP280S-12-7.5	37	63.7	75	750	95.0	0.98	471
TYP280M-12-7.5	45	77.4	75	750	95.2	0.98	573
TYP315S-12-7.5	55	94.3	75	750	95.4	0.98	700
TYP315M-12-7.5	75	128	75	750	95.6	0.98	955
TYP315L1-12-7.5	90	154	75	750	95.6	0.98	1146
TYP315L2-12-7.5	110	190	75	750	94.7	0.98	1401
TYP355M1-12-7.5	132	228	75	750	94.9	0.98	1681
TYP355M2-12-7.5	160	275	75	750	95.1	0.98	2037
TYP315L5-12-7.5	185	318	75	750	95.2	0.98	2356
TYP315L6-12-7.5	200	343	75	750	95.4	0.98	2547
TYP355L4-12-7.5	220	377	75	750	95.4	0.98	2801
TYP355L5-12-7.5	250	429	75	750	95.4	0.98	3183
TYP355L6-12-7.5	280	480	75	750	95.4	0.98	3565
TYP355L7-12-7.5	315	540	75	750	95.4	0.98	4011
TYP355L8-12-7.5	355	609	75	750	95.4	0.98	4520

缩小一个机座号产品参数

产品技术数据 Technical Data（380V） 设计值 Design value

型号 Type	功率 Power	额定电流 Current	额定频率 Frequency	额定转速 Speed	效率 EFF.	功率因数 P.F.	额定转矩 RT
	kW	A	Hz	rpm	%		N·m
额定转速 3000rpm							
TYP80M3-8-30	1.5	2.7	200	3000	90.9	0.98	4.8
TYP80M4-8-30	2.2	3.9	200	3000	91.8	0.98	7.0
TYP90L1-8-30	3	5.3	200	3000	92.6	0.98	9.6
TYP100L1-8-30	4	7	200	3000	93.3	0.98	12.7
TYP112M1-8-30	5.5	9.6	200	3000	94.0	0.98	17.5
TYP112M2-8-30	7.5	13	200	3000	94.5	0.98	23.9
TYP132M1-8-30	11	18.9	200	3000	95.0	0.98	35.0
TYP132M2-8-30	15	25.8	200	3000	95.3	0.98	47.8
TYP132M3-8-30	18.5	31.7	200	3000	95.6	0.98	58.9
TYP160L1-8-30	22	37.5	200	3000	95.9	0.98	70.0
TYP180L1-8-30	30	51	200	3000	96.1	0.98	95.5
TYP180L2-8-30	37	62.9	200	3000	96.3	0.98	118
TYP200L3-8-30	45	76.4	200	3000	96.4	0.98	143
TYP225M1-8-30	55	93.3	200	3000	96.5	0.98	175
TYP250M1-8-30	75	128	200	3000	96.6	0.98	239
TYP250M2-8-30	90	154	200	3000	96.7	0.98	287
TYP280M1-8-30	110	189	200	3000	96.0	0.97	350
TYP280M2-8-30	132	227	200	3000	96.2	0.97	420
TYP280M3-8-30	160	275	200	3000	96.3	0.97	509
TYP280M4-8-30	185	317	200	3000	96.4	0.97	589
TYP280M5-8-30	200	343	200	3000	96.5	0.97	637
TYP315L3-8-30	220	377	200	3000	96.5	0.97	700
TYP315L4-8-30	250	428	200	3000	96.5	0.97	796
TYP315L5-8-30	280	480	200	3000	96.5	0.97	891
TYP315L6-8-30	315	540	200	3000	96.5	0.97	1003
TYP315L7-8-30	355	608	200	3000	96.5	0.97	1130
额定转速 1500rpm							
TYP80M3-8-15	1.1	2.0	100	1500	87.4	0.98	7.0
TYP80M4-8-15	1.5	2.8	100	1500	88.1	0.98	9.6
TYP90L1-8-15	2.2	4	100	1500	89.7	0.98	14.0
TYP90L2-8-15	3	5.5	100	1500	90.3	0.98	19.1
TYP100L3-8-15	4	7.2	100	1500	90.9	0.98	25.5

产品技术数据 Technical Data（380V）

设计值 Design value

型号 Type	功率 Power	额定电流 Current	额定频率 Frequency	额定转速 Speed	效率 EFF.	功率因数 P.F.	额定转矩 RT
	kW	A	Hz	rpm	%		N·m
额定转速 1500rpm							
TYP112M1-8-15	5.5	9.8	100	1500	92.1	0.98	35.0
TYP112M2-8-15	7.5	13.2	100	1500	92.6	0.98	47.8
TYP132M1-8-15	11	19.2	100	1500	93.6	0.98	70.0
TYP132M2-8-15	15	26	100	1500	94.0	0.98	95.5
TYP160L1-8-15	18.5	32.1	100	1500	94.3	0.98	118
TYP160L2-8-15	22	38	100	1500	94.7	0.98	140
TYP180L1-8-15	30	51.7	100	1500	95.0	0.98	191
TYP200L1-8-15	37	63.3	100	1500	95.3	0.98	236
TYP200L2-8-15	45	77	100	1500	95.6	0.98	287
TYP225M1-8-15	55	94	100	1500	95.8	0.98	350
TYP250M1-8-15	75	128	100	1500	96.0	0.98	478
TYP250M2-8-15	90	153	100	1500	96.2	0.98	573
TYP280M1-8-15	110	187	100	1500	96.3	0.98	700
TYP280M2-8-15	132	224	100	1500	96.4	0.98	840
TYP280M3-8-15	160	271	100	1500	96.6	0.98	1019
TYP280M4-8-15	185	313	100	1500	96.6	0.98	1178
TYP280M5-8-15	200	338	100	1500	96.7	0.98	1273
TYP315L3-8-15	220	372	100	1500	96.7	0.98	1401
TYP315L4-8-15	250	423	100	1500	96.7	0.98	1592
TYP315L5-8-15	280	474	100	1500	96.7	0.98	1783
TYP315L6-8-15	315	533	100	1500	96.7	0.98	2006
额定转速 1000rpm							
TYP100L1-8-10	2.2	3.9	66.7	1000	90.9	0.98	21.0
TYP112M1-8-10	3	5.2	66.7	1000	91.8	0.98	28.7
TYP112M2-8-10	4	7.1	66.7	1000	92.7	0.98	38.2
TYP112M3-8-10	5.5	9.6	66.7	1000	93.4	0.98	52.5
TYP132M3-12-10	7.5	13	100	1000	94.0	0.98	71.6
TYP132M4-12-10	11	19	100	1000	94.5	0.98	105
TYP160L1-12-10	15	25.9	100	1000	94.9	0.98	143
TYP180L1-12-10	18.5	31.8	100	1000	95.3	0.98	177
TYP180L2-12-10	22	37.7	100	1000	95.6	0.98	210
TYP200L3-12-10	30	51.2	100	1000	95.8	0.98	287
TYP225M1-12-10	37	63	100	1000	96.0	0.98	353
TYP250M1-12-10	45	76.6	100	1000	96.2	0.98	430
TYP250M2-12-10	55	93.5	100	1000	96.3	0.98	525
TYP280M1-12-10	75	127	100	1000	96.4	0.98	716
TYP280M2-12-10	90	153	100	1000	96.5	0.98	860
TYP280M3-12-10	110	188	100	1000	95.8	0.98	1051
TYP280M4-12-10	132	225	100	1000	96.0	0.98	1261
TYP315L3-12-10	160	272	100	1000	96.2	0.98	1528
TYP315L4-12-10	185	314	100	1000	96.3	0.98	1767
TYP315L5-12-10	200	340	100	1000	96.3	0.98	1910
TYP315L6-12-10	220	373	100	1000	96.4	0.98	2101
TYP315L7-12-10	250	424	100	1000	96.5	0.98	2388
额定转速 750rpm							
TYP132M1-12-7.5	4	7.3	75	750	90.2	0.98	50.9
TYP132M2-12-7.5	5.5	9.9	75	750	90.9	0.98	70.0
TYP132M3-12-7.5	7.5	13.4	75	750	91.5	0.98	95.5
TYP160L1-12-7.5	11	19.4	75	750	92.7	0.98	140
TYP180L1-12-7.5	15	26.3	75	750	93.3	0.98	191
TYP200L1-12-7.5	18.5	32.2	75	750	94.0	0.98	236
TYP200L2-12-7.5	22	38.1	75	750	94.5	0.98	280
TYP225M1-12-7.5	30	51.8	75	750	94.7	0.98	382
TYP250M1-12-7.5	37	63.7	75	750	95.0	0.98	471
TYP250M2-12-7.5	45	77.4	75	750	95.2	0.98	573
TYP280M1-12-7.5	55	94.3	75	750	95.4	0.98	700
TYP280M2-12-7.5	75	128	75	750	95.6	0.98	955
TYP280M3-12-7.5	90	154	75	750	95.6	0.98	1146
TYP280M4-12-7.5	110	190	75	750	94.7	0.98	1401
TYP315L3-12-7.5	132	228	75	750	94.9	0.98	1681
TYP315L4-12-7.5	160	275	75	750	95.1	0.98	2037
TYP315L5-12-7.5	185	318	75	750	95.2	0.98	2356
TYP315L6-12-7.5	200	343	75	750	95.4	0.98	2547

TYP / Series guide

High-power variable-speed permanent magnet synchronous motors

Rated voltage	**380 V**
Cooling method	**IC411**
Data sheet pages	**49-50**

The overview gives series ranges. See the following technical sheets for individual models, performance data and mounting dimensions.

TYP Series

Frequency Variable Permanent Magnet Synchronous Motor

IE4 GB1

IC411

产品技术数据 Technical Data（380V） **设计值 Design value**

型号 Type	功率 Power	额定电流 Current	额定转速 rpm	效率 EFF.	功率因数 P.F.	额定转矩 RT
	kW	A	r/min	%		N·m
额定转速 3000r/min						
TYP400M1-8-30	355	619	3000	96.5	0.98	1130
TYP400M2-8-30	400	698	3000	96.5	0.98	1273
TYP400M3-8-30	450	785	3000	96.5	0.98	1433
TYP400L1-8-30	500	872	3000	96.5	0.98	1592
TYP400L2-8-30	560	977	3000	96.5	0.98	1783
TYP450L1-8-30	560	977	3000	96.5	0.98	1783
TYP450L2-8-30	630	1099	3000	96.5	0.98	2006
TYP450L3-8-30	710	1238	3000	96.5	0.98	2260
TYP450L4-8-30	800	1395	3000	96.5	0.98	2547
额定转速 1500r/min						
TYP400M1-8-15	355	619	1500	96.7	0.98	2260
TYP400M2-8-15	400	696	1500	96.7	0.98	2546
TYP400M3-8-15	450	783	1500	96.7	0.98	2865
YYP400L1-8-15	500	870	1500	96.7	0.98	3184
TYP400L2-8-15	560	975	1500	96.7	0.98	3565
TYP450 1-8-15	630	1093	1500	96.7	0.98	4011
TYP450 2-8-15	710	1236	1500	96.7	0.98	4520
TYP450 3-8-15	800	1293	1500	96.7	0.98	5093
TYP450 4-8-15	900	1567	1500	96.7	0.98	5730
额定转速 1000r/min						
TYP400M1-12-10	280	488	1000	96.5	0.98	2674
TYP400M2-12-10	315	549	1000	96.6	0.98	3008
TYP400M3-12-10	355	619	1000	96.6	0.98	3390
TYP400L1-12-10	400	697	1000	96.6	0.98	3820
TYP400L2-12-10	450	784	1000	96.6	0.98	4298
TYP450 1-12-10	500	871	1000	96.6	0.98	4775
TYP450 2-12-10	560	976	1000	96.6	0.98	5348
TYP450 3-12-10	630	1098	1000	96.6	0.98	6017
TYP450 4-12-10	710	1237	1000	96.6	0.98	6781
额定转速 750r/min						
TYP400M1-12-7.5	250	441	750	95.4	0.98	3183
TYP400M2-12-7.5	280	494	750	95.4	0.98	3565
TYP400L1-12-7.5	315	556	750	95.4	0.98	4011
TYP400L2-12-7.5	355	626	750	95.4	0.98	4520
TYP400L3-12-7.5	400	706	750	95.4	0.98	5093
TYP450 1-12-7.5	400	706	750	95.4	0.98	5093
TYP450 2-12-7.5	450	794	750	95.4	0.98	5730
TYP450 3-12-7.5	500	882	750	95.4	0.98	6367
TYP450 4-12-7.5	560	988	750	95.4	0.98	7131
额定转速 600r/min						
TYP400M1-12-06	160	283	600	95.1	0.98	2547
TYP400M2-12-06	185	327	600	95.2	0.98	2945
TYP400M3-12-06	200	353	600	95.4	0.98	3183
TYP400M4-12-06	220	388	600	95.4	0.98	3502
TYP400L1-12-06	250	441	600	95.4	0.98	3979
TYP400L2-12-06	280	494	600	95.4	0.98	4457
TYP400L3-12-06	315	556	600	95.4	0.98	5014
TYP400L4-12-06	355	626	600	95.4	0.98	5650
TYP450 1-12-06	355	626	600	95.4	0.98	5650
TYP450 2-12-06	400	706	600	95.4	0.98	6367
TYP450 3-12-06	450	794	600	95.4	0.98	7163

产品技术数据 Technical Data（380V） 设计值 Design value

型号 Type	功率 Power	额定电流 Current	额定转速 rpm	效率 EFF.	功率因数 P.F.	额定转矩 RT
	kW	A	r/min	%		N·m
额定转速 500r/min						
TYP400M1-12-05	132	235	500	94.5	0.98	2521
TYP400M2-12-05	160	284	500	94.7	0.98	3056
TYP400M3-12-05	185	328	500	94.8	0.98	3534
TYP400L1-12-05	200	354	500	95.0	0.98	3820
TYP400L2-12-05	250	443	500	95.0	0.98	4775
TYP400L3-12-05	280	496	500	95.0	0.98	5348
TYP450 1-12-05	315	558	500	95.0	0.98	6017
TYP450 2-12-05	355	629	500	95.0	0.98	6781
TYP450 3-12-05	400	709	500	95.0	0.98	7640

缩小一个机座号产品参数

产品技术数据 Technical Data（380V） 设计值 Design value

型号 Type	功率 Power	额定电流 Current	额定转速 rpm	效率 EFF.	功率因数 P.F.	额定转矩 RT
	kW	A	r/min	%		N·m
额定转速 3000r/min						
TYP400L2-8-30	560	977	3000	96.5	0.98	1783
TYP400L3-8-30	630	1099	3000	96.5	0.98	2006
TYP400L4-8-30	710	1238	3000	96.5	0.98	2260
TYP400L5-8-30	800	1395	3000	96.5	0.98	2547
TYP450L5-8-30	900	1570	3000	96.5	0.98	2865
TYP450L6-8-30	1000	1744	3000	96.5	0.98	3184
TYP450L7-8-30	1120	1954	3000	96.5	0.98	3366
TYP450L8-8-30	1250	2180	3000	96.5	0.98	3980
额定转速 1500r/min						
TYP400L3-8-15	630	1093	1500	96.7	0.98	4011
TYP400L4-8-15	710	1236	1500	96.7	0.98	4520
TYP400L5-8-15	800	1293	1500	96.7	0.98	5095
TYP400L6-8-15	900	1567	1500	96.7	0.98	5730
TYP450 5-8-15	1000	1741	1500	96.7	0.98	6367
TYP450 6-8-15	1120	1950	1500	96.7	0.98	7131
TYP450 7-8-15	1250	2176	1500	96.7	0.98	7958
额定转速 1000r/min						
TYP400L3-12-10	500	871	1000	96.6	0.98	4775
TYP400L4-12-10	560	976	1000	96.6	0.98	5348
TYP400L5-12-10	630	1098	1000	96.6	0.98	6017
TYP400L6-12-10	710	1237	1000	96.6	0.98	6781
TYP450 5-12-10	800	1394	1000	96.6	0.98	7640
TYP450 6-12-10	900	1568	1000	96.6	0.98	8595
TYP450 7-12-10	1000	1742	1000	96.6	0.98	9550
额定转速 750r/min						
TYP400L5-12-7.5	450	794	750	95.4	0.98	5730
TYP400L6-12-7.5	500	882	750	95.4	0.98	6367
TYP400L7-12-7.5	560	988	750	95.4	0.98	7131
TYP450 5-12-7.5	630	1012	750	95.4	0.98	8022
TYP450 6-12-7.5	710	1140	750	95.4	0.98	9041
TYP450 7-12-7.5	800	1285	750	95.4	0.98	10187
TYP450 8-12-7.5	900	1445	750	95.4	0.98	11460
额定转速 600r/min						
TYP400L5-12-06	400	706	600	95.4	0.98	6367
TYP400L6-12-06	450	794	600	95.4	0.98	7163
TYP450 4-12-06	500	882	600	95.4	0.98	7958
TYP450 5-12-06	560	988	600	95.4	0.98	8913
TYP450 6-12-06	630	1112	600	95.4	0.98	10028
TYP450 6-12-06	710	1253	600	95.4	0.98	11301
额定转速 500r/min						
TYP400L4-12-05	315	558	500	95	0.98	6017
TYP400L5-12-05	355	629	500	95	0.98	6780
TYP400L6-12-05	400	709	500	95	0.98	7640
TYP450 4-12-05	450	797	500	95	0.98	8595
TYP450 5-12-05	500	886	500	95	0.98	9550
TYP450 6-12-05	560	992	500	95	0.98	10696
TYP450 7-12-05	630	1116	500	95	0.98	12033

ST / Series guide

Permanent magnet synchronous servo motors



Rated power	**5.5-110 kW**
Rated voltage	**220 / 380 V**
Protection degree	**IP55**
Data sheet pages	**51-53**

The overview gives series ranges. See the following technical sheets for individual models, performance data and mounting dimensions.

ST series servo motor 380V：5.5 ~ 110kW





完善的产品系列 Perfect product series

额定电压 Rated voltage：220V、380V
额定功率 Rated power：5.5~110kW
额定转矩 Rated torque：35~480Nm
额定转速 Rated speed：1000~3000rpm
法兰止口 Flange：180、250

支持用户可选择订制设计 Customized

可选择多种编码器类型 Various encoder
风冷、水冷 Air cooling, water cooling
内埋键 Built-in keyway

高可靠的标准设计 High reliability standard design

高性能钕铁硼磁钢 High performance NdFeB magnet
高性能低损耗矽钢片 Low loss silicon steel sheet
绝缘等级 Insulation class：F
防护等级 Protection degree：IP55
测温元件 Temperature sensor：KTY, PTC130
标配多摩川旋变 Rotary transformer：Tamagawa
标配 EBM 离心风机 Centrifugal fan：EBM：
ST200：230V，53W，2350rpm；
ST260：230V，135W，2650rpm
环境温度 Environment temperature：-20℃~+40℃
环境湿度 Environment humidity：＜90%

规格型号 Type:

ST 200 - 2 35 F 15 □

S系列永磁同步伺服电机	
表示	电机型号
200	框号尺寸为200mm
表示	铁芯长度代号
表示	额定转矩(Nm)

表示	电机转速(rpm)
	图示数字×100
15	转速1500rpm

表示	冷却方式
F	强制风冷
W	水冷或油冷
C	自然冷却

产品机械参数 Mechanical parameters　　设计值 Design value

规格型号 Type	单位	ST200-235	ST200-355	ST200-475	ST200-595	ST200-6115	ST200-7135	ST200-8155	ST200-9180
转子惯量 Rotor intertia	$kg.m^2$	0.0049	0.0075	0.0101	0.0125	0.0149	0.0174	0.0199	0.0224
电机重量 Mass	kg	43	50	57	65	72	78	86	93
B 尺寸 Length of B	mm	265	300	335	370	405	440	475	510
L 尺寸 Length of L	mm	440	475	510	545	580	625	650	695

规格型号 Type	单位	ST260-4180	ST260-5220	ST260-6270	ST260-7310	ST260-8350	ST260-9400	ST260-10440	ST260-11480
转子惯量 Rotor intertia	$kg.m^2$	0.0391	0.0489	0.0587	0.0685	0.0777	0.0882	0.0979	0.1077
电机重量 Mass	kg	110	122	136	148	163	177	191	205
B 尺寸 Length of B	mm	320	360	400	440	480	520	560	600
L 尺寸 Length of L	mm	615	655	695	735	775	815	855	895

产品电磁参数 Electromagnetic parameters

设计值 Design value

规格型号 Type	单位 Unit	ST200-235			ST200-355			ST200-475			ST200-595		
		F15	F17	F20	F15	F17	F20	F15	F17	F20	F15	F17	F20
额定转矩 Rated torque	N.m	35	35	35	55	55	55	75	75	75	95	95	95
峰值转矩 Max torque	N.m	66.5	66.5	66.5	105	105	105	142	142	142	180	180	180
额定转速 Rated speed	rpm	1500	1700	2000	1500	1700	2000	1500	1700	2000	1500	1700	2000
最大转速 Max speed	rpm	2150	2350	2650	2150	2350	2650	2150	2350	2650	2150	2350	2650
额定频率 Rated frequency	Hz	100	113.3	133.3	100	113.3	133.3	100	113.3	133.3	100	113.3	133.3
额定电压 Rated voltage	V	380	380	380	380	380	380	380	380	380	380	380	380
额定电流 Rated current	A	10.4	11.9	13.8	16	18	21.3	21.7	24.4	28.7	25.8	31.1	36.6
额定功率 Rated power	kW	5.5	6.3	7.3	8.7	9.8	11.5	11.8	13.4	15.7	14.1	16.9	20
反电动势常数(1000rpm) Ke	V	216.5	191.2	163.4	216.5	191.2	163.4	216.5	191.2	163.4	216.5	191.2	163.4
转矩常数 Kt	N.m/A	3.4	3	2.6	3.4	3	2.6	3.4	3	2.6	3.4	3	2.6
绕组电阻 Resistance	Ω	2.24	1.87	1.28	1.21	0.96	0.66	0.78	0.63	0.43	0.56	0.46	0.33
绕组电感 Inductance	mH	10.67	8.69	6.03	7.08	5.59	3.88	5.11	4.13	2.87	4.05	3.11	2.27

规格型号 Type	单位 Unit	ST200-6115			ST200-7135			ST200-8155			ST200-9180		
		F15	F17	F20	F15	F17	F20	F15	F17	F20	F15	F17	F20
额定转矩 Rated torque	N.m	115	115	115	135	135	135	155	155	155	180	180	180
峰值转矩 Max torque	N.m	218	218	218	256	256	256	294	294	294	330	330	330
额定转速 Rated speed	rpm	1500	1700	2000	1500	1700	2000	1500	1700	2000	1500	1700	2000
最大转速 Max speed	rpm	2150	2350	2650	2150	2350	2650	2150	2350	2650	2150	2350	2650
额定频率 Rated frequency	Hz	100	113.3	133.3	100	113.3	133.3	100	113.3	133.3	100	113.3	133.3
额定电压 Rated voltage	V	380	380	380	380	380	380	380	380	380	380	380	380
额定电流 Rated current	A	32.5	37.1	43.3	38.2	44.2	50.6	44.5	49.8	59	51.4	57.8	67.3
额定功率 Rated power	kW	18	20.5	24	21.2	24.1	28.3	24.4	27.6	32.5	28.3	32	37.7
反电动势常数(1000rpm) Ke	V	216.5	191.2	163.4	216.5	191.2	163.4	216.5	191.2	163.4	216.5	191.2	163.4
转矩常数 Kt	Nm/A	3.4	3	2.6	3.4	3	2.6	3.4	3	2.6	3.4	3	2.6
绕组电阻 Resistance	Ω	0.52	0.37	0.25	0.41	0.28	0.22	0.31	0.25	0.17	0.28	0.22	0.17
绕组电感 Inductance	mH	3.72	2.73	1.91	3.18	2.21	1.78	2.51	2.04	1.41	2.28	1.81	1.38

规格型号 Type	单位 Unit	ST260-4180			ST260-5220			ST260-6270			ST260-7310		
		F15	F17	F20	F15	F17	F20	F15	F17	F20	F15	F17	F20
额定转矩 Rated torque	N.m	180	180	180	220	220	220	270	270	270	310	310	310
峰值转矩 Max torque	N.m	330	330	330	410	410	410	495	495	495	570	570	570
额定转速 Rated speed	rpm	1500	1700	2000	1500	1700	2000	1500	1700	2000	1500	1700	2000
最大转速 Max speed	rpm	2150	2350	2650	2150	2350	2650	2150	2350	2650	2150	2350	2650
额定频率 Rated frequency	Hz	100	113.3	133.3	100	113.3	133.3	100	113.3	133.3	100	113.3	133.3
额定电压 Rated voltage	V	380	380	380	380	380	380	380	380	380	380	380	380
额定电流 Rated current	A	52	60	68.8	64.3	72.1	83.3	77.8	88	102.6	87.9	100.4	118.5
额定功率 Rated power	kW	28.3	32	37.7	34.5	39.1	46	42.4	48	56.5	48.7	55.2	65
反电动势常数(1000rpm) Ke	V	217.4	191.8	162.5	217.4	191.8	162.5	217.4	191.8	162.5	217.4	191.8	162.5
转矩常数 Kt	N.m/A	3.4	3	2.6	3.4	3	2.6	3.4	3	2.6	3.4	3	2.6
绕组电阻 Resistance	Ω	0.217	0.156	0.128	0.146	0.118	0.092	0.121	0.091	0.068	0.098	0.076	0.055
绕组电感 Inductance	mH	2.85	2.04	1.68	2.09	1.69	1.34	1.81	1.41	1.05	1.63	1.22	0.87

规格型号 Type	单位 Unit	ST260-8350			ST260-9400			ST260-10440			ST260-11480		
		F15	F17	F20	F15	F17	F20	F15	F17	F20	F15	F17	F20
额定转矩 Rated torque	N.m	350	350	350	400	400	400	440	440	440	480	480	480
峰值转矩 Max torque	N.m	660	660	600	740	740	740	820	820	820	900	900	900
额定转速 Rated speed	rpm	1500	1700	2000	1500	1700	2000	1500	1700	2000	1500	1700	2000
最大转速 Max speed	rpm	2150	2350	2650	2150	2350	2650	2150	2350	2650	2150	2350	2650
额定频率 Rated frequency	Hz	100	113.3	133.3	100	113.3	133.3	100	113.3	133.3	100	113.3	133.3
额定电压 Rated voltage	V	380	380	380	380	380	380	380	380	380	380	380	380
额定电流 Rated current	A	99.5	115.3	131	116.8	130	149.3	131.3	149	172.3	139.8	159	186
额定功率 Rated power	kW	55	62.3	73.3	62.8	71.2	83.8	69	78.3	92	75.5	85.4	100.5
反电动势常数(1000rpm) Ke	V	217.4	191.8	162.5	217.4	191.8	162.5	217.4	191.8	162.5	217.4	191.8	162.5
转矩常数 Kt	Nm/A	3.4	3	2.6	3.4	3	2.6	3.4	3	2.6	3.4	3	2.6
绕组电阻 Resistance	Ω	0.083	0.061	0.049	0.066	0.054	0.043	0.056	0.044	0.033	0.053	0.041	0.031
绕组电感 Inductance	mH	1.39	0.99	0.82	1.12	0.93	0.75	0.99	0.78	0.58	0.96	0.74	0.55

Technical Data of servo motor for compressor

设计值 Design value

规格型号 Type	ST200-	224F30	335F30	448F30	559F30	670F30	895F30	10118F30
额定功率 Rated power	kW	7.5	11	15	18.5	22	30	37
额定转矩 Rated torque	N.m	24	35	48	59	70	95	118
额定电流 Rated current	A	12.9	18.8	25.8	32	37.6	51	63.4
服务电流 SF current	A	14.8	21.6	29.7	36.8	43.2	58.6	72.9
额定电压 Rated voltage	V	380	380	380	380	380	380	380
额定转速 Rated speed	rpm	3000	3000	3000	3000	3000	3000	3000
额定频率 Rated frequency	Hz	150	150	150	150	150	150	150
服务系数 SF		1.15	1.15	1.15	1.15	1.15	1.15	1.15
反电动势常数(1000rpm) Ke	V	122.5	122.5	122.5	122.5	122.5	122.5	122.5
转矩常数 Kt	N.m/A	1.86	1.86	1.86	1.86	1.86	1.86	1.86
绕组电阻 Winding resistance	Ω	1.27	0.67	0.42	0.31	0.24	0.16	0.12
绕组电感 Winding inductance	mH	7.42	4.87	3.37	2.79	2.31	1.64	1.36
转子惯量 Rotor intertia	kg.m²	0.0062	0.0093	0.0125	0.0156	0.0187	0.0251	0.0312
电机重量 Mass	kg	42	49	56	63	70	77	84
B 尺寸 Length of B	mm	255	285	315	345	375	435	495
L 尺寸 Length of L	mm	420	450	480	510	540	600	660

规格型号 Type	ST260-	4118F30	5143F30	6175F30	8238F30	10286F30	11350F30
额定功率 Rated power	kW	37	45	55	75	90	110
额定转矩 Rated torque	N.m	118	143	175	238	286	350
额定电流 Rated current	A	63.4	76.9	94	128	158.9	194.5
服务电流 SF current	A	72.9	88.5	108.1	147.2	182.8	223.7
额定电压 Rated voltage	V	380	380	380	380	380	380
额定转速 Rated speed	rpm	3000	3000	3000	3000	3000	3000
额定频率 Rated frequency	Hz	150	150	150	150	150	150
服务系数 SF		1.15	1.15	1.15	1.15	1.15	1.15
反电动势常数(1000rpm) Ke	V	122.5	122.5	122.5	120	120	120
转矩常数 Kt	N.m/A	1.86	1.86	1.86	1.86	1.8	1.8
绕组电阻 Winding resistance	Ω	0.086	0.062	0.048	0.033	0.023	0.021
绕组电感 Winding inductance	mH	1.36	1.05	0.95	0.66	0.49	0.47
转子惯量 Rotor intertia	kg.m²	0.0603	0.0712	0.0853	0.1138	0.1422	0.1566
电机重量 Mass	kg	162	177	191	205	220	235
B 尺寸 Length of B	mm	320	360	400	480	560	600
L 尺寸 Length of L	mm	620	660	700	780	860	900

外形及安装尺寸 External and mounting dimensions

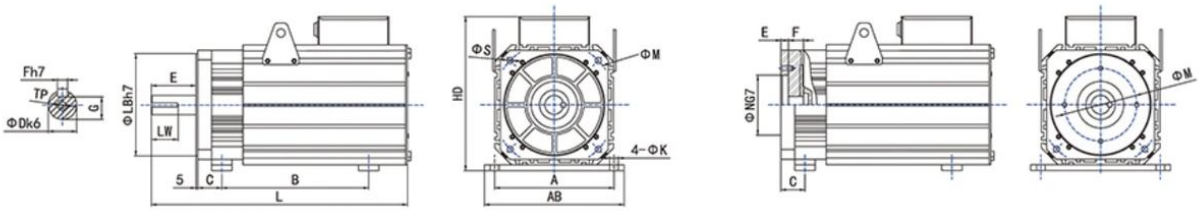

mm

规格型号	机座 Frame					法兰 Flange			机轴 Shaft					
Model	C	A	AB	HD	K	LB	M	S	E	D	G	F	LW	TP
ST200	39	254	278	347	12	180	215	14.5	82	42	36.7	12	56	M10*30
ST260	60	356	384	430	18	250	300	17.5	112	48	42.5	14	90	M20*35

内轴孔外形及安装尺寸 Inner hole dimensions

规格型号	法兰 Flange			
Model	E	F	N	M
ST200	40	11	根据油泵尺寸变动 Change with oil pump	
ST260	60	13		

TYPKS / Series guide

Water-cooled permanent magnet synchronous motors

Rated power	**30-1000 kW**
Frame size	**H180-H450**
Protection degree	**IP55**
Cooling method	**IC86W**
Data sheet pages	**54-55**

The overview gives series ranges. See the following technical sheets for individual models, performance data and mounting dimensions.

TYPKS Series

Water-cooling Permanent Magnet Synchronous Motor

IE4

IC86W

概述	Summary
机座号：H180~H450	Frame Size: H180~H450
额定功率：30~1000kW	Rate Power: 30~1000kW
转速：500~3000rpm	Speed: 500~3000rpm
防护等级：IP55	Protection Degree: IP55
绝缘等级：F	Insulation Class: F
冷却方式：IC86W	Cooling Method: IC86W
工作制：S1连续工作制	Duty: S1
能效等级：GB30253-2013(90KW及以下)；GB/T32891.2-2019(90KW以上) 2级	Efficiency Class: IEC60034-30-1:IE4
外形及安装尺寸在订货时确认图纸	Confirm the drawings before order

产品技术数据 Technical Data（380V） **设计值 Design value**

型号 Type	功率 Power	额定电流 Current	额定频率	额定转速 rpm	效率 EFF.	功率因数 P.F.	额定转矩 RT
	kW	A	HZ	r/min	%		N·m
额定转速 1500rpm							
TYPKS180L3-8-15	45	77	100	1500	95.4	0.98	287
TYPKS180L4-8-15	55	94	100	1500	95.7	0.98	350
TYPKS200L3-8-15	55	94	100	1500	95.7	0.98	350
TYPKS200L4-8-15	75	128	100	1500	96	0.98	478
TYPKS200L5-8-15	90	153	100	1500	96.1	0.98	573
TYPKS225M3-8-15	90	153	100	1500	96.1	0.98	573
TYPKS225M4-8-15	110	187	100	1500	96.3	0.98	700
TYPKS225M5-8-15	132	224	100	1500	96.4	0.98	840
TYPKS225M6-8-15	160	271	100	1500	96.6	0.98	1019
TYPKS250M6-8-15	185	313	100	1500	96.6	0.98	1178
TYPKS250M7-8-15	200	338	100	1500	96.7	0.98	1273
TYPKS250M8-8-15	220	372	100	1500	96.7	0.98	1401
TYPKS280M6-8-15	220	372	100	1500	96.7	0.98	1401
TYPKS280M7-8-15	250	423	100	1500	96.7	0.98	1592
TYPKS280M8-8-15	280	474	100	1500	96.7	0.98	1783
TYPKS280M9-8-15	315	533	100	1500	96.7	0.98	2006
TYPKS315L7-8-15	355	601	100	1500	96.7	0.98	2260
TYPKS315L8-8-15	400	677	100	1500	96.7	0.98	2547
TYPKS315L9-8-15	450	762	100	1500	96.7	0.98	2865
TYPKS355L7-8-15	500	846	100	1500	96.7	0.98	3183
TYPKS355L8-8-15	560	948	100	1500	96.7	0.98	3565
TYPKS355L9-8-15	630	1066	100	1500	96.7	0.98	4011
TYPKS355L10-8-15	710	1202	100	1500	96.7	0.98	4520
TYPKS450L4-8-15	710	1245	100	1500	96.7	0.98	4520
TYPKS450L5-8-15	800	1402	100	1500	96.7	0.98	5093
TYPKS450L6-8-15	900	1578	100	1500	96.7	0.98	5730
TYPKS450L7-8-15	1000	1753	100	1500	96.7	0.98	6367

产品技术数据 Technical Data（380V） **设计值 Design value**

型号 Type	功率 Power	额定电流 Current	额定频率	额定转速 rpm	效率 EFF.	功率因数 P.F.	额定转矩 RT
	kW	A	HZ	r/min	%		N·m
额定转速 1000rpm							
TYPKS180L4-12-10	37	64	100	1000	94.5	0.98	353
TYPKS180L5-12-10	45	78	100	1000	94.8	0.98	430
TYPKS200L5-12-10	45	78	100	1000	94.8	0.98	430
TYPKS200L6-12-10	55	95	100	1000	95.1	0.98	525
TYPKS200L7-12-10	75	129	100	1000	95.4	0.98	716
TYYKS225M4-12-10	75	129	100	1000	95.4	0.98	716
TYPKS225M5-12-10	90	154	100	1000	95.6	0.98	860
TYPKS225M6-12-10	110	188	100	1000	95.8	0.98	1051
TYPKS225M7-12-10	132	225	100	1000	96	0.98	1261
TYPKS250M7-12-10	160	272	100	1000	96.2	0.98	1528
TYPKS250M8-12-10	185	315	100	1000	96.2	0.98	1767
TYPKS280M7-12-10	200	340	100	1000	96.3	0.98	1910
TYPKS280M8-12-10	220	373	100	1000	96.4	0.98	2101
TYPKS280M9-12-10	250	424	100	1000	96.6	0.98	2388
TYPKS315L7-12-10	250	424	100	1000	96.6	0.98	2388
TYPKS315L8-12-10	280	474	100	1000	96.6	0.98	2674
TYPKS315L9-12-10	315	534	100	1000	96.6	0.98	3008
TYPKS315L10-12-10	355	601	100	1000	96.6	0.98	3390
TYPKS315L11-12-10	375	635	100	1000	96.6	0.98	3581
TYPKS315L12-12-10	400	678	100	1000	96.6	0.98	3820
TYPKS355L8-12-10	400	678	100	1000	96.6	0.98	3820
TYPKS355L9-12-10	450	762	100	1000	96.6	0.98	4298
TYPKS355L10-12-10	500	847	100	1000	96.6	0.98	4775
TYPKS355L11-12-10	560	949	100	1000	96.6	0.98	5348
TYPKS450L6-12-10	560	976	100	1000	96.6	0.98	5348
TYPKS450L7-12-10	630	1098	100	1000	96.6	0.98	6017
TYPKS450L8-12-10	710	1237	100	1000	96.6	0.98	6781
TYPKS450L9-12-10	800	1394	100	1000	96.6	0.98	7640
额定转速 750rpm							
TYPKS180L4-12-7.5	30	53	100	750	92.7	0.98	382
TYPKS180L5-12-7.5	37	65	100	750	93.1	0.98	471
TYPKS200L5-12-7.5	37	65	100	750	93.1	0.98	471
TYPKS200L6-12-7.5	45	79	100	750	93.4	0.98	573
TYPKS200L7-12-7.5	55	96	100	750	93.7	0.98	700
TYPKS225M4-12-7.5	55	96	100	750	93.7	0.98	700
TYPKS225M5-12-7.5	75	130	100	750	94.2	0.98	955
TYPKS225M6-12-7.5	90	156	100	750	94.4	0.98	1146
TYPKS250M5-12-7.5	110	190	100	750	94.7	0.98	1401
TYPKS250M6-12-7.5	132	228	100	750	94.9	0.98	1681
TYPKS280M6-12-7.5	160	275	100	750	95.1	0.98	2037
TYPKS280M7-12-7.5	185	318	100	750	95.3	0.98	2356
TYPKS280M8-12-7.5	200	343	100	750	95.4	0.98	2547
TYPKS315L6-12-7.5	200	343	100	750	95.4	0.98	2547
TYPKS315L7-12-7.5	220	377	100	750	95.4	0.98	2801
TYPKS315L8-12-7.5	250	429	100	750	95.4	0.98	3183
TYPKS315L9-12-7.5	280	480	100	750	95.4	0.98	3565
TYPKS355L4-121-7.5	315	540	100	750	95.4	0.98	4011
TYPKS355L5-12-7.5	355	609	100	750	95.4	0.98	4520
TYPKS355L6-12-7.5	375	643	100	750	95.4	0.98	4775
TYPKS355L7-12-7.5	400	686	100	750	95.4	0.98	5093
TYPKS450L4-12-7.5	450	794	100	750	95.4	0.98	5730
TYPKS450L5-12-7.5	500	882	100	750	95.4	0.98	6367
TYPKS450L6-12-7.5	560	988	100	750	95.4	0.98	7131
TYPKS450L7-12-7.5	630	1112	100	750	95.4	0.98	8022

注：1.TYPKS400 中心高参数与 TYPKS355 相同，对应功率不变.
2.表中仅列 1500rpm、1000rpm、750rpm 技术参数，其它功率、转速水冷均可生产，订货时可与公司技术部门沟通.

TYPZ / Series guide

Low-speed high-torque direct-drive permanent magnet motors

Rated power	**2.2-400 kW**
Frame size	**H180-H450**
Protection degree	**IP55**
Cooling method	**IC01 / IC416**
Data sheet pages	**56-58**

The overview gives series ranges. See the following technical sheets for individual models, performance data and mounting dimensions.



TYPZ Series

Direct Drive Permanent Magnet Synchronous Motor

IE4

IC01、IC416

概述	Summary
机座号：H180~H450	Frame Size: H180~H450
额定功率：2.2~400kW	Rate Power: 2.2~400kW
转速：100~400rpm	Speed: 100~400rpm
防护等级：IP55	Protection Degree: IP55
绝缘等级：F	Insulation Class: F
冷却方式：IC01,IC416	Cooling Method: IC01,IC416
工作制：S1连续工作制	Duty: S1

产品技术数据 Technical Data（380V） **设计值 Design value**

型号 Type	功率 Power	额定电流 Current	额定频率	额定转速 rpm	效率 EFF.	功率因数 P.F.	额定转矩 RT
	kW	A	HZ	r/min	%		N·m
额定转速 100rpm							
TYPZ180M-24-100	2.2	5	20	100	80.7	0.95	210
TYPZ180L-24-100	3	6	20	100	81.6	0.95	287
TYPZ200L1-24-100	4	8	20	100	82.5	0.95	382
TYPZ200L2-24-100	5.5	11	20	100	83.4	0.95	525
TYPZ200L3-24-100	7.5	15	20	100	84.3	0.95	716
TYPZ225S-24-100	7.5	15	20	100	84.3	0.95	716
TYPZ225M-24-100	11	22	20	100	85.8	0.95	1051
TYPZ250M1-24-100	11	22	20	100	85.8	0.95	1051
TYPZ250M2-24-100	15	30	20	100	87.0	0.95	1433
TYPZ280S1-24-100	15	30	20	100	87.0	0.95	1433
TYPZ280S2-24-100	18.5	37	20	100	87.7	0.95	1767
TYPZ280M-24-100	22	43	20	100	88.2	0.95	2101
TYPZ315S-24-100	22	43	20	100	88.2	0.95	2101
TYPZ315M-24-100	30	58	20	100	89.1	0.95	2865
TYPZ315L1-24-100	37	72	20	100	89.6	0.95	3534
TYPZ315L2-24-100	45	87	20	100	90.0	0.95	4298
TYPZ355M1-24-100	45	87	20	100	90.0	0.95	4298
TYPZ355M2-24-100	55	106	20	100	90.5	0.95	5253
TYPZ355L-24-100	75	143	20	100	91.2	0.95	7163
TYPZ400M-24-100	75	143	20	100	91.2	0.95	7163
TYPZ400L1-24-100	90	171	20	100	91.6	0.95	8595
TYPZ400L2-24-100	110	208	20	100	91.9	0.95	10505
TYPZ4501-24-100	110	208	20	100	91.9	0.95	10505
TYPZ4502-24-100	132	249	20	100	92.2	0.95	12606
TYPZ4503-24-100	160	300	20	100	92.5	0.95	15280
TYPZ4504-24-100	185	347	20	100	92.7	0.95	17668

产品技术数据 Technical Data（380V） **设计值 Design value**

型号 Type	功率 Power	额定电流 Current	额定频率	额定转速 rpm	效率 EFF.	功率因数 P.F.	额定转矩 RT
	kW	A	HZ	r/min	%		N·m
额定转速 150rpm							
TYPZ180M1-24-150	3	6	30	150	85.0	0.95	191
TYPZ180M2-24-150	4	8	30	150	85.5	0.95	255
TYPZ180L1-24-150	5.5	11	30	150	86.2	0.95	350
TYPZ200L1-24-150	5.5	11	30	150	86.2	0.95	350
TYPZ200L2-24-150	7.5	15	30	150	87.0	0.95	478
TYPZ200L3-24-150	11	22	30	150	87.5	0.95	700
TYPZ225S-24-150	11	22	30	150	87.5	0.95	700
TYPZ225M-24-150	15	29	30	150	88.3	0.95	955
TYPZ250M1-24-150	15	29	30	150	88.6	0.95	955
TYPZ250M2-24-150	18.5	36	30	150	89.0	0.95	1178
TYPZ280S1-24-150	18.5	36	30	150	89.0	0.95	1178
TYPZ280S2-24-150	22	43	30	150	89.5	0.95	1401
TYPZ280M1-24-150	30	58	30	150	90.2	0.95	1910
TYPZ280M2-24-150	37	71	30	150	90.7	0.95	2356
TYPZ315S1-24-150	37	71	30	150	90.7	0.95	2356
TYPZ315M-24-150	45	86	30	150	91.2	0.95	2865
TYPZ315L1-24-150	55	104	30	150	91.5	0.95	3502
TYPZ315L-24-150	75	141	30	150	92.1	0.95	4775
TYPZ355M1-24-150	75	141	30	150	92.1	0.95	4775
TYPZ355M2-24-150	90	169	30	150	92.5	0.95	5730
TYPZ355L-24-150	110	206	30	150	92.8	0.95	7003
TYPZ400M1-24-150	110	206	30	150	92.8	0.95	7003
TYPZ400M2-24-150	132	246	30	150	93.1	0.95	8404
TYPZ400L-24-150	160	297	30	150	93.4	0.95	10187
TYPZ4501-24-150	160	297	30	150	93.4	0.95	10187
TYPZ4502-24-150	185	343	30	150	93.6	0.95	11778
TYPZ4503-24-150	220	407	30	150	93.9	0.95	14007
TYPZ4504-24-150	250	462	30	150	93.9	0.95	15917
额定转速 200rpm							
TYPZ180M1-24-200	4	8	40	200	87.1	0.95	191
TYPZ180M2-24-200	5.5	10	40	200	87.9	0.95	263
TYPZ180L-24-200	7.5	15	40	200	88.4	0.95	358
TYPZ200L1-24-200	7.5	15	40	200	88.4	0.95	358
TYPZ200L2-24-200	11	21	40	200	89.2	0.95	525
TYPZ200L3-24-200	15	29	40	200	89.8	0.95	716
TYPZ225S-24-200	15	29	40	200	89.8	0.95	716
TYPZ225M1-24-200	18.5	36	40	200	90.3	0.95	883
TYPZ225M2-24-200	22	42	40	200	90.7	0.95	1051
TYPZ250M1-24-200	22	42	40	200	90.7	0.95	1051
TYPZ250M2-24-200	30	57	40	200	91.5	0.95	1433
TYPZ280S1-24-200	30	57	40	200	91.5	0.95	1433
TYPZ280S2-24-200	37	70	40	200	91.8	0.95	1767
TYPZ280M1-24-200	45	85	40	200	92.2	0.95	2149
TYPZ280M2-24-200	55	103	40	200	92.6	0.95	2626
TYPZ315S-24-200	55	103	40	200	92.7	0.95	2626
TYPZ315M-24-200	75	140	40	200	93.2	0.95	3581
TYPZ315L-24-200	90	167	40	200	93.5	0.95	4298
TYPZ355M1-24-200	90	167	40	200	93.5	0.95	4298
TYPZ355M2-24-200	110	203	40	200	94.0	0.95	5253
TYPZ355L-24-200	132	243	40	200	94.3	0.95	6303
TYPZ400M1-24-200	132	243	40	200	94.3	0.95	6303
TYPZ400M2-24-200	160	294	40	200	94.4	0.95	7640
TYPZ400L-24-200	185	340	40	200	94.6	0.95	8834
TYPZ4501-24-200	185	340	40	200	94.6	0.95	8834
TYPZ4502-24-200	220	403	40	200	94.8	0.95	10505
TYPZ4503-24-200	250	458	40	200	94.8	0.95	11938
TYPZ4504-24-200	280	513	40	200	94.8	0.95	13370

产品技术数据 Technical Data（380V）

设计值 Design value

型号 Type	功率 Power	额定电流 Current	额定频率	额定转速 rpm	效率 EFF.	功率因数 P.F.	额定转矩 RT
	kW	A	HZ	r/min	%		N·m
额定转速 300rpm							
TYPZ180M1-24-300	5.5	11	60	300	89.6	0.95	175
TYPZ180M2-24-300	7.5	14	60	300	90.1	0.95	239
TYPZ180L-24-300	11	21	60	300	90.7	0.95	350
TYPZ200L1-24-300	11	21	60	300	90.7	0.95	350
TYPZ200L2-24-300	15	28	60	300	90.9	0.95	478
TYPZ200L3-24-300	18.5	35	60	300	91.0	0.95	589
TYPZ225S-24-300	18.5	35	60	300	91.0	0.95	589
TYPZ225M1-24-300	22	42	60	300	91.4	0.95	700
TYPZ225M2-24-300	30	57	60	300	92.0	0.95	955
TYPZ250M1-24-300	30	57	60	300	92.0	0.95	955
TYPZ250M2-24-300	37	69	60	300	92.5	0.95	1178
TYPZ280S1-24-300	37	69	60	300	92.5	0.95	1178
TYPZ280S2-24-300	45	84	60	300	92.8	0.95	1433
TYPZ280M1-24-300	55	103	60	300	93.0	0.95	1751
TYPZ280M2-24-300	75	139	60	300	93.6	0.95	2388
TYPZ315S-24-300	75	139	60	300	93.6	0.95	2388
TYPZ315M-24-300	90	167	60	300	93.8	0.95	2865
TYPZ315L-24-300	110	203	60	300	94.1	0.95	3502
TYPZ355M1-24-300	110	203	60	300	94.1	0.95	3502
TYPZ355M2-24-300	132	243	60	300	94.5	0.95	4202
TYPZ355L-24-300	160	293	60	300	94.8	0.95	5093
TYPZ400M1-24-300	160	293	60	300	94.8	0.95	5093
TYPZ400M2-24-300	185	339	60	300	94.9	0.95	5889
TYPZ400L-24-300	200	365	60	300	95.1	0.95	6367
TYPZ4501-24-300	200	365	60	300	95.1	0.95	6367
TYPZ4502-24-300	220	402	60	300	95.1	0.95	7003
TYPZ4503-24-300	250	456	60	300	95.1	0.95	7958
TYPZ4504-24-300	280	511	60	300	95.1	0.95	8913
TYPZ4505-24-300	315	575	60	300	95.1	0.95	10028
额定转速 400							
TYPZ180M1-24-400	5.5	11	80	400	89.4	0.95	131
TYPZ180M2-24-400	7.5	14	80	400	90.0	0.95	179
TYPZ180L-24-400	11	21	80	400	90.6	0.95	263
TYPZ200L1-24-400	11	21	80	400	90.6	0.95	263
TYPZ200L2-24-400	15	29	80	400	91.3	0.95	358
TYPZ200L3-24-400	18.5	35	80	400	91.8	0.95	442
TYPZ225S-24-400	18.5	35	80	400	91.8	0.95	442
TYPZ225M1-24-400	22	41	80	400	92.4	0.95	525
TYPZ225M2-24-400	30	56	80	400	92.9	0.95	716
TYPZ250M1-24-400	30	56	80	400	92.9	0.95	716
TYPZ250M2-24-400	37	69	80	400	93.3	0.95	883
TYPZ280S1-24-400	45	83	80	400	93.6	0.95	1074
TYPZ280S2-24-400	55	102	80	400	94.0	0.95	1313
TYPZ280M1-24-400	75	138	80	400	94.4	0.95	1791
TYPZ280M2-24-400	90	165	80	400	94.6	0.95	2149
TYPZ315S-24-400	90	165	80	400	94.6	0.95	2149
TYPZ315M-24-400	110	201	80	400	94.9	0.95	2626
TYPZ315L-24-400	132	241	80	400	95.1	0.95	3152
TYPZ355M1-24-400	132	241	80	400	95.1	0.95	3152
TYPZ355M2-24-400	160	292	80	400	95.3	0.95	3820
TYPZ355L-24-400	185	336	80	400	95.5	0.95	4417
TYPZ400M1-24-400	185	336	80	400	95.5	0.95	4417
TYPZ400M2-24-400	200	363	80	400	95.8	0.95	4775
TYPZ400L1-24-400	220	399	80	400	95.8	0.95	5253
TYPZ400L2-24-400	250	453	80	400	95.8	0.95	5969
TYPZ4501-24-400	250	453	80	400	95.8	0.95	5969
TYPZ4502-24-400	280	508	80	400	95.8	0.95	6685
TYPZ4503-24-400	315	571	80	400	95.8	0.95	7521
TYPZ4504-24-400	355	643	80	400	95.8	0.95	8476
TYPZ4505-24-400	400	725	80	400	95.8	0.95	9550

注：1.以上功率按 Y2 铸铁机座设计，供选型时参考，电机采用强迫风冷。
2.与以上功率、转速不同的永磁直驱电机订货时与公司技术部门联系。

Overview of *LA* all products

六安江淮电机有限公司，拥有国内同行业较为广泛的产品系列，涵盖了低压、中压、高压工业电动机，以及控制类产品，为您的传动系统提供优化的全套解决方案。

Lu'an Jianghuai Motor Co., Ltd. has the extensive product line in the same industry, covering almost every series of low voltage, medium voltage, high voltage industrial motor, and control products, to provide you with the full set solutions of optimization transmission system to solve.

IEC 低压电机

YE3 低压电机
YE4 高效低压电机
YE5 超高效低压电机
YBX3、YBX4、YBX5 防爆电机
YVF2 变频低压电机
IP23 开启式低压电机

IEC low voltage motor

YE3 low voltage motor
YE4 premium efficiency low voltage motor
YE5 super premium efficiency low voltage motor
YBX3、YBX4、YBX5 explosion-proof low voltage motor
YVF2 variable frequency low voltage motor
IP23 open drip-protection low voltage motor

IEC 高压电机

Y2 紧凑型铸铁高压电机
YB2 铸铁防爆高压电机
Y、YKK 高压电机
YP、YPKK 高压变频电机
YL、YLKK 高压立式电机
TD、TM、TK 高压同步电机

IEC high voltage motor

Y2 compact cast iron high voltage motor
YB2 explosion-proof cast iron high voltage motor
Y、YKK high voltage motor
YP、YPKK variable frequency high voltage motor
YL、YLKK vertical high voltage motor
TD、TM、TK synchronous high voltage motor

永磁电机

TYC 异步启动永磁电机
TYP 变频驱动永磁电机
TYPKS 水冷永磁电机
TYPZ 永磁直驱电机
ST 系列电液伺服产品
TYCP 系列同步辅助磁阻电机

Permanent magnet motor

TYC asynchronous start permanent magnet motor
TYP variable frequency permanent magnet motor
TYPKS hydrocooling permanent magnet motor
TYPZ direct drive permanent magnet motor
ST series electro hydraulic servo products
TYCP·series·synchronous-reluctance-motore

控制产品

LD350 低压变频器
AD600 灵巧型变频器
VD300 电液伺服
VH100 伺服驱动器

Control products

LD350 series low voltage frequency converter
AD300 series dexterity converter
VD300 series electro hydraulic servo
VH100 series servo

Service network

服务承诺：

六安江淮电机有限公司坚持“以客户为中心”的服务理念，依托办事处和各地合作伙伴为基础，建立起覆盖全国的销售及服务网络，为客户提供优质便捷的销售及售后服务。

品质保障：

1、保修范围仅指产品本体；

2、保修期限以产品铭牌日期为准，实行 12 个月内保修；

3、在产品的整个生命周期内，提供有偿服务。

免责声明：

1、对于违反说明书的规定使用本产品而产生的责任，本公司不能承担;

2、对于本产品故障所致贵方受到的损失或波及性、继发性损害，本公司不负责赔偿。